

CONTEMPORARY TRENDS IN MARKETING, CONSUMER BEHAVIOR, AND FINANCIAL STRATEGY IN THE DIGITAL ERA

Disha Gaonkar
Prajakta Katake
Yash Mane
Prof. Bineet Desai

Contemporary Trends in Marketing, Consumer Behavior, and Financial Strategy in the Digital Era

Contemporary Trends in Marketing, Consumer Behavior, and Financial Strategy in the Digital Era

Disha Gaonkar,
Prajakta Katake,
Yash Mane,
Prof. Bineet Desai



BOOKS ARCADE
KRISHNA NAGAR, DELHI

Contemporary Trends in Marketing, Consumer Behavior, and Financial Strategy in the Digital Era

Disha Gaonkar,
Prajakta Katake,
Yash Mane,
Prof. Bineet Desai

© RESERVED

This book contains information obtained from highly regarded resources. Copyright for individual articles remains with the authors as indicated. A wide variety of references are listed. Reasonable efforts have been made to publish reliable data and information, but the author and the publisher cannot assume responsibility for the validity of all materials or for the consequences of their use.

No part of this book may be reprinted, reproduced, transmitted, or utilized in any form by any electronic, mechanical, or other means, now known or hereinafter invented, including photocopying, microfilming and recording, or any information storage or retrieval system, without permission from the publishers.

For permission to photocopy or use material electronically from this work please access booksarcade.co.in

BOOKS ARCADE

Regd. Office:
F-10/24, East Krishna Nagar, Near Vijay Chowk, Delhi-110051
Ph. No: +91-11-79669196, +91-9899073222
E-mail: info@booksarcade.co.in, booksarcade.pub@gmail.com
Website: www.booksarcade.co.in

Edition: 2025

ISBN: 978-93-7272-042-6

CONTENTS

Chapter 1. Implications of Digital Rupees on the Continuity of UPI as a Preferred Payment Method in India 1

—Disha Gaonkar, Prajakta Katake, Yash Mane, Prof. Bineet Desai

Chapter 2. Analysis of Key Personality Traits on Entrepreneurial Success Across Various Industries 9

—Pranav Desai, Arya Khandelwal, Jay Jain, Prof. Ameya Ambulkar

Chapter 3. Review of Social Media Advertising Effectiveness in Influencing Consumer Purchase Intentions Today 20

—Anmol Rehal, Sneha Srivastava, Prof. Ameya Ambulkar

Chapter 4. Analyzing the Influence of Brand Mapping and Branding Strategies on Consumer Purchase Behavior..... 30

—Harsh Sinha, Kunal Singh Rawat, Rishi Mishra, Prof. Tapish Panwar

Chapter 5. Review of the Limitations of the Capital Asset Pricing Model and Approaches 40

—Smit Rajkotia, Shrey Mehta, Harsh Udeshi, Dr. Chetana Asbe

Chapter 6. Evaluating How Content Marketing Strategies Influence Growth in the Tourism Industry Globally 49

—Annanya Mishra, Prof. Ameya Ambulkar

Chapter 7. Consumer Preferences and the Ethical Dilemmas of Fast Fashion: Analyzing the Disconnect Between Industry Practices and Evolving Consumer Expectation..... 59

—Shania Kinny, Piyush Khatri, Dr. Zuleika Homavazir

Chapter 8. Impact of Brand Positioning Strategies on Consumer Perception, Loyalty, and Behavior in the Digital Age..... 70

—Kinjal Rathod, Hetal Mehta, Mehuli Ghosh, Dr. Tapish Panwar

Chapter 9. Impact of Neuromarketing on Consumer Engagement and Brand Building..... 80

—Durva Pawaskar, Dr. Zuleika Homavazir

Chapter 10. Strategic and Financial Impacts of Mergers and Acquisitions in the Financial Services Sector: A Comparative Analysis of Recent Case Studies 90

—Kimaya Surve, Nistha Pandey, Mustafa Patel, Prof. Bineet Desai

Chapter 11. A Study on the Impact of Video Advertisement on Consumer Purchase Decisions in Digital Marketing 106

—Aman Sharma, Naveen Verma, Prof. Ameya Ambulkar

Chapter 12. An Analytical Study of Improving Brand Awareness and Its Impact on Consumer Behavior..... 115

—Aayushi Mehta, Shivani Upadhye, Shubham Doshi, Dr. Tapish Panwar

CHAPTER 1

IMPLICATIONS OF DIGITAL RUPEES ON THE CONTINUITY OF UPI AS A PREFERRED PAYMENT METHOD IN INDIA

[1]Disha Gaonkar, [2]Prajakta Katake, [3]Yash Mane, [4]Prof. Bineet Desai
[1,2,3]Student, [4]Faculty
[1.2,3,4]Department of ISME
[1.2,3,4]ATLAS SkillTech University, Mumbai
Email: [1]disha.gaonkar.mba2022@atlasskilltech.universiry [2]prajakta.katake.mba2022@atlasskilltech.university ,
[3]yash.mane.mba2022@atlasskilltech.university , [4]bineet.desai@atlasuniversity.edu.in

ABSTRACT:

This research paper delves into the evolving landscape of digital payments in India, with a particular focus on the emergence of the Digital Rupee and its potential implications for the continued dominance of the Unified Payments Interface (UPI) as the nation's primary payment method. It begins by outlining the historical development of digital transactions in India, highlighting UPI's transformative role in reshaping the payment infrastructure and advancing the country toward a paperless economy. The study underscores the surge in digital payment adoption during the COVID-19 pandemic and the widespread use of UPI across both urban and rural demographics. The paper further explores the Reserve Bank of India's (RBI) recent initiative to introduce a central bank digital currency, the Digital Rupee, detailing its key features, benefits, and the major financial institutions participating in its pilot phase. It examines the interaction between UPI and the Digital Rupee, clarifying their individual and joint roles within India's digital payment ecosystem. A comprehensive literature review summarizes previous research on digital payment systems and the pivotal role of UPI in promoting a cashless society. The methodology section outlines the reliance on secondary data sources, including academic publications, industry reports, and expert opinions, to support the study's objectives. In the discussion and analysis segment, the paper assesses the potential impact of Digital Rupee adoption on UPI, highlighting both the opportunities and challenges. The report concludes with strategic recommendations for stakeholders, particularly the RBI and banking institutions, aimed at ensuring the successful rollout and widespread acceptance of the Digital Rupee while addressing its limitations. Ultimately, the study offers valuable insights into India's digital payment trajectory, emphasizing the interplay between UPI and the Digital Rupee and their broader implications for the financial sector and end-users.

KEYWORDS:

Digital Rupee, Digital Currency, E-payments, Reserve Bank of India (RBI).

1. INTRODUCTION

A 2022 report by the International Monetary Fund highlighted that India's digital payment volume has grown at an annual rate of 50% over the past five years. The global economy has also undergone notable shifts due to the recent pandemic, which accelerated the transition from physical currency to digital payment methods [1]. Globally, over 40% of adults used digital payments for the first time during the pandemic. In India alone, nearly 80 million people conducted their first digital merchant transaction during the early phase of the outbreak, an advancement largely enabled by the introduction of the "Unified Payments Interface" (UPI), a revolutionary real-time payment system [2]. India's financial transactions have been transformed by the UPI, which is also a major factor in the nation's transition to a cashless economy. Since its 2016 launch by the "National Payments Corporation of India" (NPCI), UPI has grown quickly, reaching 500 million businesses and more than 300 million customers [3].

It enables smooth, instantaneous peer-to-peer transactions by letting users connect many bank accounts to a single mobile application. It is a popular payment option in both urban and rural locations because of its ease of use and accessibility [4]. In addition to enabling small enterprises to access a wider audience, UPI is solidifying its position as a key component of India's digital economy, with daily transactions predicted to exceed 1 billion by 2026–2027.

1.1.The Introduction of the Digital Rupee:

The digital rupee, the nation's central bank digital currency (CBDC), is now in its trial phase, which was just started by the Reserve Bank of India (RBI). This digital currency, which is issued by the RBI, functions similarly to traditional fiat money and has a one-to-one exchange rate with actual cash [5]. The retail version of the digital rupee, which was first offered in several currencies, is currently being tested by eight selected financial institutions. The first phase involves ICICI Bank, State Bank of India, YES Bank, and IDFC First Bank, while the second phase involves Bank of Baroda, Union Bank of India, HDFC Bank, as well as Kotak Mahindra Bank. These banks provide a digital wallet that enables transactions using the digital rupee, initially available to restricted user groups in certain locales [6]. Payments at both personal and business establishments are made possible via this wallet, which works with Android smartphones and may be connected to users' bank accounts [7]. By providing quick money transfers, doing away with the need for conventional interbank settlements, and lowering dependency on hard currency, the digital rupee seeks to provide a more efficient and contemporary method of conducting financial transactions.

1.2.Relationship Between UPI and the Digital Rupee:

In India's digital payment ecosystem, the Digital Rupee and UPI are two distinct concepts with distinct purposes. The Digital Rupee, a digital version of the nation's real currency, was introduced by the RBI [6]. It is designed to serve as a secure, reliable, and efficient alternative to cash with the objectives of accelerating transactions, reducing costs, and bolstering the security of digital payments [8]. However, UPI, a popular payment system that was launched by the National Payments Corporation of India (NPCI) in 2016, enables mobile devices to easily transfer money across bank accounts. UPI is well-liked because of its inexpensive transaction prices, robust security features, real-time processing, and simplicity [9], [10]. The use of virtual payment addresses linked to clients' bank accounts it facilitates a range of financial operations. With its 24/7 accessibility, UPI offers a centralized platform for digital payments, eliminating the need for traditional banking procedures or manual currency management. While the Digital Rupee is a new kind of money, UPI is a mechanism or channel for carrying out digital transactions [11]. Both coexist in India's digital economy, and the Digital Rupee could eventually complement or merge with UPI and other services.

2. LITERATURE REVIEW

R. R. Kamath and M. Habeeb [12] explored the transition toward digital currencies and analyzed their implications on monetary policy, with a particular emphasis on the Indian financial system. The nature of money is rapidly evolving in the digital age, shifting from traditional fiat currency to virtual currencies and cryptocurrencies. With increasing internet accessibility, cryptocurrency usage, largely driven by institutional investors, has surged globally, witnessing an 880% year-over-year rise. India ranks second in global crypto adoption, highlighting growing national interest.

M. H. Tigari [13] explored the impact, challenges, and opportunities of digitalization in India using secondary data from government reports, journals, and online sources. The Government of India has promoted a cashless economy to enhance transparency and reduce corruption, notably through the demonetization of ₹500 and ₹1,000 notes. This move supports the broader goals of the "Digital India" initiative, aiming to digitize economic activities and governance.

Z. Li *et al.* [14] examined how the growth of digital finance affects household carbon dioxide emissions in China. The study uses data from the "China Household Tracking Survey" (CFPS) and a theoretical model to show that digital finance raises household emissions, mostly because of enhanced and expanded consumption made possible by easier payments and greater earnings. Nonetheless, environmental consciousness and management can aid in reducing these impacts.

C. Zhao *et al.* [15] explored the impact of mobile payments on happiness in China using data from the "China Household Finance Survey" (CHFS). It finds that mobile payment usage is positively associated with increased happiness, supported by robust empirical analysis. Benefits include improved quality of life, reduced transaction costs, enhanced social interaction, and entrepreneurial opportunities. However, risks like over-consumption may negatively affect well-being. Notably, mobile payments have a stronger positive impact on disadvantaged groups such as the elderly, rural residents, and low-income households, highlighting their inclusive potential and the need for balanced promotion strategies.

H. Prasad *et al.* [16] discussed the digital financial literacy among households in Udaipur, India, highlighting the shift from traditional financial literacy to digital platforms like internet banking, mobile banking, and digital payments. With government initiatives like Digital India and schemes such as PMJDY and BHIM, the study examines awareness and usage of digital tools. Using a sample of 268 households, the research explores how personal characteristics influence digital financial literacy. Findings emphasize the need for awareness campaigns and dual strategies to reduce cash usage while promoting digital transactions for a more inclusive financial ecosystem.

3. DISCUSSION

This study uses a secondary research strategy to examine how the Digital Rupee may affect the UPI's continued supremacy as India's preferred payment method. As part of this process, existing information is gathered, reviewed, and synthesized from reliable secondary sources, such as government publications, industry reports, market studies, internet databases, and scholarly journals [17], [18]. The wealth and variety of existing research on UPI and the Digital Rupee, which provides thorough insights into the study's goals, supports the choice to depend on secondary data. To investigate the fundamental features and attributes of both UPI and the Digital Rupee, a comprehensive literature review will be carried out. This entails analyzing their operational distinctions, usage patterns, and technical foundations [19]. A comparative study will serve as a significant tool to highlight the distinctive aspects of the Digital Rupee concerning UPI, hence finding any overlapping roles or distinguishing benefits.

The research will also evaluate the possible benefits and drawbacks of launching the Digital Rupee, as well as how it would affect UPI's continued applicability. This assessment will look at things like cost-effectiveness, transaction security, processing efficiency, as well as overall user experience, drawing on previous study findings, professional opinions, and industry insights. In addition, an analysis of user perceptions and preferences will be undertaken using existing surveys, market studies, and consumer feedback [20]. These sources will provide valuable data on user satisfaction, behavioral patterns, and the factors influencing adoption and

trust in both UPI and the Digital Rupee, helping to gauge the public's readiness for this evolving digital payment landscape. To investigate the effects of the Digital Rupee on the ongoing importance of the UPI in India, this study is wholly dependent on secondary data sources. To provide a thorough grasp of the topic, information gathered from scholarly publications, official records, market research reports, and expert commentary will be methodically examined and compiled. This study intends to add significant insights to the expanding body of information regarding digital payment systems in India by utilizing a secondary research technique. Because there had been little previous study on the subject, the researcher used a qualitative technique and only used secondary data from government and unauthorized sources.

The research investigates the possibilities and effects of UPI and the Digital Rupee on India's financial system. The Digital Rupee, which was introduced on December 1, 2022, has some benefits over fiat money, including increased security, ease of use, and the credibility of official support. But there are drawbacks as well, such as the possibility of upsetting the established banking system and worries about data security [21]. However, UPI is a strong digital payment system that makes it possible to move money between bank accounts quickly and easily. UPI facilitates transactions inside the banking system, whilst the Digital Rupee serves as a digital version of sovereign money. The paper also highlights how the Digital Rupee might improve financial inclusion and lower transaction costs by connecting with the current digital payment infrastructure, such as UPI and IMPS. Overall, the results indicate that UPI and the Digital Rupee both have a great deal of potential to change India's digital payment environment by providing supplementary advantages that might improve the nation's financial transactions going forward. Figure 1 outlines the Strengths, Weaknesses, Opportunities, and Threats associated with digital currency. Strengths include time efficiency, global applicability, and elimination of intermediaries. Weaknesses highlight issues such as limited trust, lack of central authority, and anonymity. Opportunities emphasize global usage, business efficiency, and trust in innovation. Threats involve competition with traditional systems, regulatory risks, and market volatility.

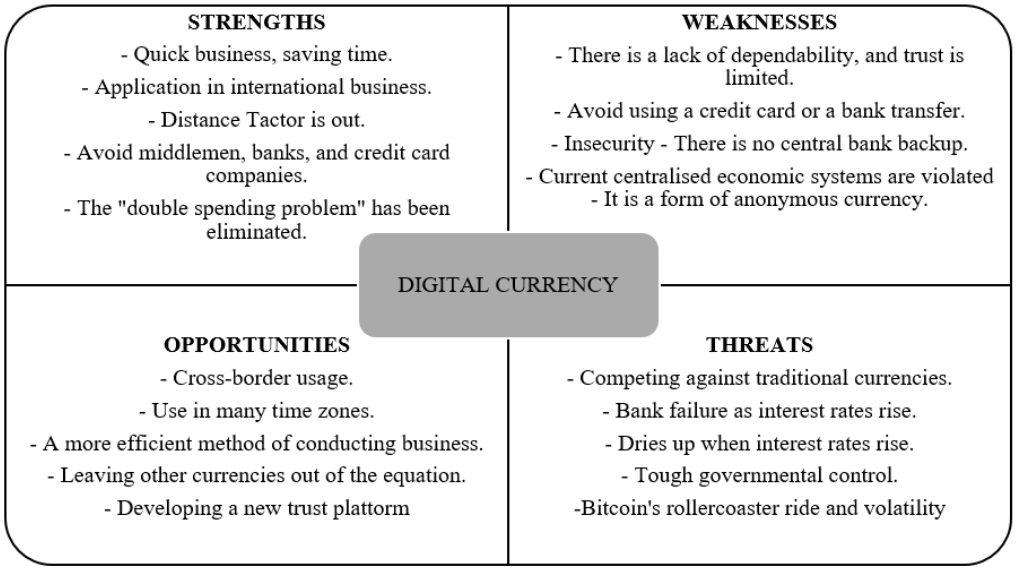

Figure 1: Demonstrates the SWOT Analysis of Digital Currency.

An important step in India's shift to a digitally-driven financial system was taken with the RBI's launch of the Digital Rupee, often known as the e₹ or eINR. The Digital Rupee has clear benefits over both decentralized cryptocurrencies and conventional paper money as a Central Bank Digital Currency (CBDC). The RBI claims that mobile devices would be able to access and utilize the digital rupee using digital wallets offered by partner banks. Since it is a direct responsibility of the central bank, its security and dependability are among its main advantages.

Additionally, by providing a different way for a larger population to conduct digital transactions, the Digital Rupee might improve financial inclusion. Core goals, including lowering transaction costs, improving payment efficiency, and expanding access to digital financial services for marginalized groups, are outlined in the RBI's Concept Note on CBDCs. To guarantee the system's effective deployment and public confidence, however, it also poses cybersecurity and infrastructure issues that need to be resolved. Launching a CBDC carries several risks, including the possibility of disruptions to the established banking system, especially in an environment with low interest rates. The UPI and Digital Rupee operate independently inside India's digital payment ecosystem. While the Digital Rupee is a digital equivalent of physical cash, UPI acts as a transaction facilitation platform, connecting users' bank accounts to enable seamless payments. Another key difference lies in anonymity. the Digital Rupee is designed to mimic the privacy of cash transactions, whereas UPI transactions are typically linked to identifiable bank accounts, offering greater transparency. Both the retail (e₹-R) and wholesale (e₹-W) versions of the Indian Digital Rupee are designed to provide a secure digital payment method rather than to compete with cryptocurrencies. By enabling safe and effective digital payments via the RBI's infrastructure, it seeks to empower both customers and retailers. The Digital Rupee rollout's pilot phase is also being utilized to assess the system's resilience concerning issuance, distribution, and use in actual retail situations.

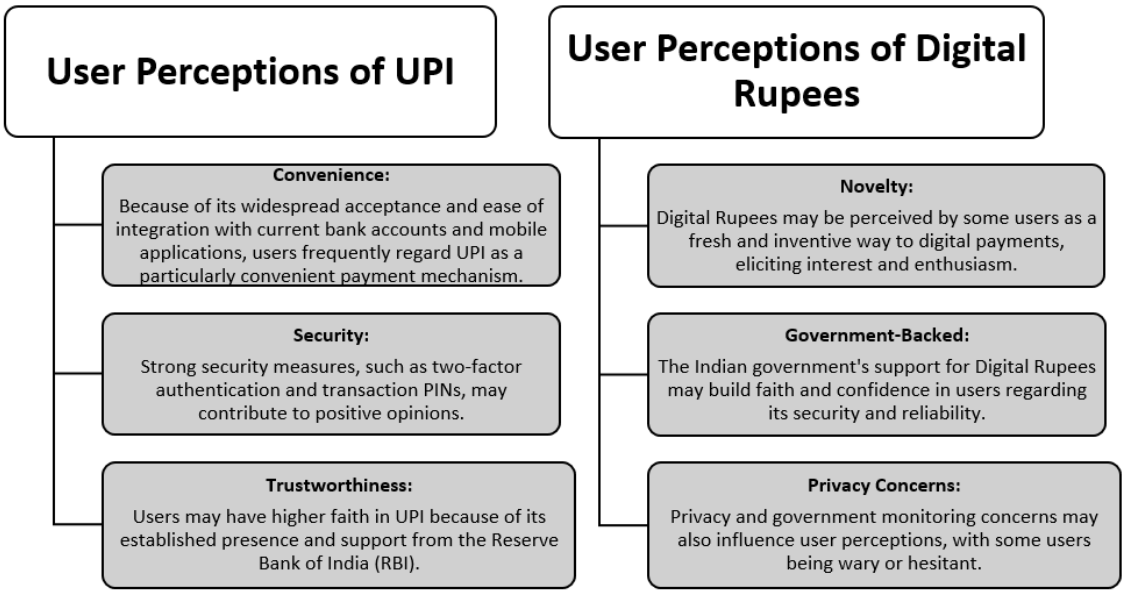

Figure 2: Comparison of User Perceptions of UPI and Digital Rupees.

Figure 2 contrasts how users perceive the UPI and Digital Rupees. UPI is generally viewed favorably for its convenience, strong security features, and trustworthiness due to its

widespread use and RBI backing. In contrast, Digital Rupees are perceived with a sense of novelty and benefit from being government-backed, though concerns around privacy and government surveillance may affect user trust.

3.1.Suggestions for the Effective Implementation of the Digital Rupee:

i. *Strengthening Digital Infrastructure and Awareness:* The RBI and the Government should prioritize the expansion of digital infrastructure and actively promote public awareness about the Digital Rupee. This dual approach will enhance financial inclusion and facilitate broader adoption of the CBDC across various socio-economic segments.
ii. *Regular Evaluation of Security Protocols:* In light of evolving cybersecurity threats, it is essential to regularly review and upgrade the security frameworks protecting the Digital Rupee. Robust and adaptive security measures will be critical in maintaining user trust and system integrity.
iii. *Merchant Incentives for Adoption:* To encourage widespread merchant participation, the RBI could consider offering incentives such as reduced transaction fees compared to traditional payment methods. This could accelerate integration and usage at the retail level.
iv. *Collaboration with Technology Providers:* The government and the RBI should explore strategic partnerships with technology firms to develop user-friendly platforms, such as mobile applications that provide a seamless and intuitive experience for Digital Rupee users.
v. *International Collaboration and Knowledge Exchange:* The RBI may benefit from forming alliances with other central banks to exchange insights, best practices, and regulatory strategies related to CBDCs. Such cooperation can aid in navigating implementation challenges and fostering global standards.
vi. *Comprehensive Research and Risk Assessment:* To ensure the long-term stability and sustainability of the Digital Rupee, the RBI and the government should undertake in-depth research and thorough risk assessments. These efforts should evaluate potential economic, financial, and technological impacts before full-scale deployment.

4. CONCLUSION

The Digital Rupee and the UPI represent two foundational elements of India's digital payment transformation, each offering unique functionalities and advantages. UPI operates as a decentralized, peer-to-peer payment platform facilitating real-time bank-to-bank transfers. In contrast, the Digital Rupee, or e₹, is a centrally issued and regulated digital currency, serving as the virtual equivalent of India's physical currency. Unlike UPI's frictionless transactions enabled by a distributed and interoperable system, the Digital Rupee is government-backed and centrally managed by the RBI. These differences are evident in their core design, operational frameworks, and transaction protocols. Recognizing these distinctions is essential for leveraging their full potential and advancing India toward a more inclusive and cashless digital economy. The Digital Rupee offers several advantages over both traditional cash and decentralized cryptocurrencies. It benefits from the trust and regulation of the central bank, strong oversight mechanisms, and potential interoperability with platforms like UPI. The successful implementation of the Digital Rupee depends heavily on robust digital infrastructure and the RBI's ability to address these emerging concerns. Ultimately, the Digital Rupee could redefine the future of financial transactions in India. Its widespread adoption will require active collaboration among stakeholders, including the RBI, commercial banks, merchants, and consumers, to ensure seamless integration and trust in the system. The dual implementation of

the Digital Rupee and UPI is poised to significantly influence the Indian banking sector and consumer behavior. As customers gravitate toward faster, more accessible digital payment options, traditional banking models may experience a shift. Banks will need to adapt to the changing landscape by updating their service delivery mechanisms and digital offerings. For consumers, the availability of secure, efficient alternatives like the Digital Rupee may promote greater financial participation and convenience, while also altering the dynamics of their interactions with financial institutions.

REFERENCES:

[1] C. Li, S. Sun, C. Jiang, and D. Li, "Digital Payments and Rural Consumption Structure: Evidence from China," *SSRN Electron. J.*, 2022, doi: 10.2139/ssrn.4185418.

[2] I. P. A and N. Zameer, "Effect of Cashless Economy on Micro, Small and Medium Enterprises (MSMEs): A Study from Indian Perspective," *J. Entrep. Manag.*, 2018.

[3] K. Vinitha and S. Vasantha, "Determinants of customer intention to use digital payment system," *J. Adv. Res. Dyn. Control Syst.*, 2020, doi: 10.5373/JARDCS/V12I2/S202010019.

[4] S. V. Kesavaraj, C. Mukund Jakhiya, and C. Nisha Bhandari, "A Study on Upcoming Central Bank Digital Currency: Opportunities, Obstacles, and Potential FinTech Solutions using Cryptography in the Indian Scenario," in *2022 13th International Conference on Computing Communication and Networking Technologies (ICCCNT)*, IEEE, Oct. 2022, pp. 1–10. doi: 10.1109/ICCCNT54827.2022.9984539.

[5] J. Kumar and V. Rani, "What do we know about cryptocurrency investment? An empirical study of its adoption among Indian retail investors," *Bottom Line*, vol. 37, no. 1, pp. 27–44, Mar. 2024, doi: 10.1108/BL-04-2023-0104.

[6] T. M. Jones, S. DivyaSri, and G. Bavani, "A Study on the Implications of Pradhan Manthri Jan Dhan Yojana on the Growth of Indian Economy," *IRA-International J. Manag. Soc. Sci. (ISSN 2455-2267)*, vol. 6, no. 3, p. 461, Apr. 2017, doi: 10.21013/jmss.v6.n3.p11.

[7] S. Nie, "Study on the Impact of Digital Payment on Consumption of Rural Residents in Hubei Province Based on Panel Data Model," in *Proceedings of the 2022 3rd International Symposium on Big Data and Artificial Intelligence*, New York, NY, USA: ACM, Dec. 2022, pp. 65–69. doi: 10.1145/3598438.3598448.

[8] S. Y. - and V. B. -, "Central Bank Digital Currency: Driving the Shift Towards a Global Cashless Society," *Int. J. Multidiscip. Res.*, vol. 6, no. 2, Mar. 2024, doi: 10.36948/ijfmr.2024.v06i02.14505.

[9] R. Zhou, "Sustainable Economic Development, Digital Payment, and Consumer Demand: Evidence from China," *Int. J. Environ. Res. Public Health*, vol. 19, no. 14, p. 8819, Jul. 2022, doi: 10.3390/ijerph19148819.

[10] G. Wu, J. Yang, and Q. Hu, "Research on factors affecting people's intention to use digital currency: Empirical evidence from China," *Front. Psychol.*, vol. 13, Aug. 2022, doi: 10.3389/fpsyg.2022.928735.

[11] G. Wu, J. Yang, and Q. Hu, "Research on factors affecting people's intention to use digital currency: Empirical evidence from China," *Front. Psychol.*, vol. 13, Aug. 2022, doi: 10.3389/fpsyg.2022.928735.

[12] R. R. Kamath and M. Habeeb, "Cryptocurrency and the Indian Monetary System," in *Advanced Machine Learning Algorithms for Complex Financial Applications*, 2023, pp. 31–42. doi: 10.4018/978-1-6684-4483-2.ch003.

[13] M. H. Tigari, "Digitalization - A Step towards Cashless Economy," *Int. J. Trend Sci. Res. Dev.*, vol. Volume-2, no. Issue-2, pp. 913–917, Feb. 2018, doi: 10.31142/ijtsrd9536.

[14] Z. Li, W. Liu, and X. Wei, "RETRACTED: The impact of digital finance development on carbon dioxide emissions: Evidence from households in China," *Technol. Forecast. Soc. Change*, vol. 190, p. 122364, May 2023, doi: 10.1016/j.techfore.2023.122364.

[15] C. Zhao, X. Li, and J. Yan, "The effect of digital finance on Residents' happiness: the case of mobile payments in China," *Electron. Commer. Res.*, vol. 24, no. 1, pp. 69–104, Mar. 2024, doi: 10.1007/s10660-022-09549-5.

[16] H. Prasad, D. Meghwal, and V. Dayama, "Digital Financial Literacy: A Study of Households of Udaipur," *J. Bus. Manag.*, vol. 5, pp. 23–32, Dec. 2018, doi: 10.3126/jbm.v5i0.27385.

[17] S. V. Muralidhara, "UPI Challenges and Direction in Fund Management with Special Reference Banking Sector," *Int. J. Res. Appl. Sci. Eng. Technol.*, vol. 9, no. 12, pp. 1588–1593, Dec. 2021, doi: 10.22214/ijraset.2021.39592.

[18] S. Azami, S. M. Hosseini, K. Alimohammadzadeh, M. Jafari, and M. K. Bahadori, "International Sanctions and the Procurement of Medical Equipment in Iran: A Qualitative Study," *Med. J. Islam. Repub. Iran*, Oct. 2021, doi: 10.47176/mjiri.35.180.

[19] P. K. Ozili, "Central Bank Digital Currency in India," in *Revolutionizing Financial Services and Markets Through FinTech and Blockchain*, 2023, pp. 1–14. doi: 10.4018/978-1-6684-8624-5.ch001.

[20] M. Kaur, "Digital Currency and its Implications for India," *Manag. Account. J.*, vol. 54, no. 11, p. 64, Nov. 2019, doi: 10.33516/maj.v54i11.64-67p.

[21] A. Jiang, "The impact of digital finance on online shopping," *Financ. Res. Lett.*, vol. 56, p. 104089, Sep. 2023, doi: 10.1016/j.frl.2023.104089.

CHAPTER 2

ANALYSIS OF KEY PERSONALITY TRAITS ON ENTREPRENEURIAL SUCCESS ACROSS VARIOUS INDUSTRIES

[1]Pranav Desai, [2]Arya Khandelwal, [3]Jay Jain, [4]Prof. Ameya Ambulkar
[1,2,3]Student, [4]Faculty
[1.2,3,4]Department of ISME
[1.2,3,4]ATLAS SkillTech University, Mumbai
Email: [1]pranav.desai.mba2022@atlasskilltech.university , [2]arya.khandelwal.mba2022@atlasskilltech.university , [3]jay.jain.mba2022@atlasskilltech.university , [4]ameya.ambulkar@atlasuniversity.edu.in

ABSTRACT:
Entrepreneurship is important for economic growth and innovation worldwide. This study looks at how personal traits affect the success of entrepreneurs by analyzing various research. Understanding this relationship can help future entrepreneurs, shape education, and guide policies. The findings show that personality traits are linked to entrepreneurial success. Entrepreneurs often take risks, even when returns might not be great. Overconfidence, risk-taking, thinking style, and self-confidence affect how entrepreneurs behave and succeed. Factors like not having enough money or receiving gifts also make entrepreneurship complex. This analysis of existing research explains how personal traits, combined with motivation and skills, influence entrepreneurial journeys. It's important to realize that different entrepreneurs have different traits, and this affects their success. This research can help educators, policymakers, and support programs make entrepreneurship better. This is useful for people who want to become entrepreneurs and those who help them in a competitive global economy.

KEYWORDS:

Entrepreneurship, Personality Traits, Policymakers, Risk Taking, Risk-Taking Behavior.

1. INTRODUCTION

Entrepreneurship plays a major role in driving economic development, creating jobs, and encouraging innovation. Because of its importance in today's global economy, it has become a popular topic for study. One area that is getting more attention is how an individual's personality affects their success as an entrepreneur. This research focuses on exploring the connection between personality traits and success in entrepreneurship, using insights from several important studies. Understanding how personality traits influence business success is very important [1]. Although entrepreneurship is known for helping to build wealth and support economic growth, there hasn't been enough focus on the personal characteristics of those who choose this path. Learning more about how personality affects entrepreneurship can help future business owners, guide educational programs, and shape policies that support long-term success in business.

Personality traits are patterns in how people think, feel, and act. These patterns play a big role in how someone approaches challenges in starting and running a business. A common framework used to study personality is the Big Five Model [2]. These traits have been shown to relate closely to behavior and outcomes in entrepreneurship. Recent research shows that many people start businesses even when the chances of big financial rewards are low. This raises questions about why they do it, how they make decisions, and what drives their actions. These questions are closely tied to personality and motivation.

This study aims to give a clear understanding of how traits, thinking styles, risk-taking behavior, and motivation affect entrepreneurial success [3]. The goal is to offer useful

knowledge for entrepreneurs, teachers, and policymakers to help manage risks, overcome challenges, and support strong and lasting business ventures in today's competitive world [4], [5]. Entrepreneurship is often considered a key driver of economic progress, playing a crucial role in creating jobs, fostering innovation, and contributing to overall economic growth. In the modern world, where industries and markets are rapidly changing, entrepreneurship has become even more important [6]. As a result, it has garnered significant attention from researchers, policymakers, and educators alike.

Entrepreneurship, by its very nature, requires individuals to take risks, solve problems, and make decisions in uncertain and often volatile environments [7]. In many cases, an entrepreneur's characteristics can significantly influence the choices they make, how they approach challenges, and ultimately how successful their ventures become [8]. Despite this, research into the psychological traits of entrepreneurs has not been as thorough as it could be. More attention should be given to exploring how specific personality traits impact the entrepreneurial journey, particularly since these traits can play a critical role in business success or failure.

Personality traits are enduring characteristics that shape how people think, behave, and interact with the world around them. These traits can include tendencies like being outgoing, organized, or risk-averse. They influence how individuals approach new ventures, how they handle stress, and how they interact with others, all of which are crucial factors in entrepreneurship [9]. Similarly, traits like conscientiousness and emotional stability can influence how well an entrepreneur manages their business and handle setbacks.

Research suggests that entrepreneurs tend to have certain combinations of these traits that make them more likely to succeed. For instance, high levels of conscientiousness (being organized and responsible) and extraversion (being outgoing and assertive) have been linked to positive entrepreneurial outcomes [10]. On the other hand, high levels of neuroticism (emotional instability) may make entrepreneurs more likely to experience stress and burnout. While much has been discussed about the financial and economic aspects of entrepreneurship, studies have shown that entrepreneurs often start their businesses even when the potential financial rewards may not be as high as other career options [11], [12]. This behavior raises interesting questions about why individuals choose to embark on such uncertain paths [13]. For example, entrepreneurs may be driven by a need for autonomy, a desire to innovate, or a personal passion for a specific product or service.

Ignoring the role of personality in entrepreneurship could lead to poor decisions or even failure for aspiring entrepreneurs. If we do not understand how personality traits affect business choices, it becomes harder to provide support to entrepreneurs or design effective educational programs that can help them succeed. Additionally, neglecting these factors could lead to increased stress and burnout, which are common in the entrepreneurial world [14], [15]. Therefore, it is essential to take a closer look at how personality traits impact entrepreneurship to better understand the challenges that entrepreneurs face and provide practical solutions for overcoming them [16]. This research aims to provide a deeper understanding of how different personality traits, cognitive styles, risk preferences, and motivations influence entrepreneurial success. By offering insights into these areas, the study hopes to help entrepreneurs, educators, and policymakers make informed decisions that can lead to more sustainable and successful business ventures.

2. LITERATURE REVIEW

M. W. Staniewski and K. Awruk [17] explained the need for techniques that enable quantitative assessment of this phenomenon through the creation of a tool with the psychometric

characteristics of accuracy and reliability is increasing due to the researchers' unrelenting interest in entrepreneurial success. The purpose of this section of the study was to illustrate the nature of the connections between achievement motivation and business success. Entrepreneurial success was shown to be correlated with the achievement motivation characteristics of dominance and elasticity (from each of the four viewpoints independently). According to the findings of profile and comparison studies, those who are successful entrepreneurs scored better on the AMI, EES, SES, and GSES scales.

I. Hatak and H. Zhou [18] determined the relationship between marital and entrepreneurial health and both financial and non-financial entrepreneurial success. Using actor-partner interdependence models on longitudinal data, human capital theory, and a family integration perspective on entrepreneurship, we conclude that overall spousal health is a significant extension of entrepreneurs' human capital that influences their success as entrepreneurs. In addition to adding to the biological viewpoint on entrepreneurship by taking into account the distinct role of biological sex in the relationship between health and success, this study advances human capital research by providing intriguing insights and innovative theorizing on substitution impacts for various forms of entrepreneurial human capital.

W. Hu *et al.* [19] explained that business success which is the ultimate aim that entrepreneurs strive for, and achieving business success is said to need entrepreneurial zeal. This study examines the internal mechanism of entrepreneurial passion through the impact of personal psychological capital on entrepreneurial success and the encouragement of external entrepreneurial policy assistance, drawing on the theory of social information processing. Environmental support for entrepreneurship policies can encourage the relationship between entrepreneurial passion and psychological capital buildup as well as the conversion of entrepreneurial enthusiasm into success through psychological capital. The aforementioned study findings serve as a helpful guide for successful entrepreneurship and aid in the development of entrepreneurs' psychological capital.

J. Feng *et al.* [20] described women entrepreneurs who play an important part in the economic growth of any nation, but their contribution to the improvement of developing nations' economic conditions is even more crucial. This emphasizes how crucial women-owned small and medium-sized businesses (SMEs) are to their success as entrepreneurs. Purposive sampling was used to gather information from 255 women-owned SMEs. The data was analyzed using a multi-analytical technique. According to SEM data, the two most crucial elements associated with business success are PT and AFR. Conversely, ANN analysis showed that the most important component is "motivation and commitment." These results can help policymakers and business professionals formulate the intended plan to support female entrepreneurs who can support the sustainable economic growth of their nation.

3. METHODOLOGY

3.1.Design:

This study takes a quantitative approach to explore how personality traits affect entrepreneurial success by analyzing existing data from reliable sources. The data used comes from previously published materials, including academic journals, research reports, and articles from trusted publications like government sources, research institutions, and well-known news outlets. The information for this research covers a broad range of topics related to personality traits and entrepreneurship, and the data spans from when these sources were first published up to the present. While the literature reviewed is global, the focus is on studies and reports that provide international insights into the subject [21], [22]. To gather the necessary information, numerous articles, and research papers have been reviewed. Keywords such as personality traits,

entrepreneurial success, Big Five Personality Model, risk-taking behavior, self-efficacy, and venture growth were used to search for relevant literature. The data was collected from well-established academic databases, reputable websites, and reports from leading research institutions. The data analysis in this study mainly involves comparing and synthesizing the findings from different sources. The goal is to identify common themes, differences, and patterns in the research to gain a comprehensive understanding of how personality traits relate to entrepreneurial success. By looking at a wide range of expert opinions and findings, the study aims to provide valuable insights into the role of personality in entrepreneurship and offer a well-rounded view of this important area.

3.2.Sample:

This research adopts a quantitative approach to examine the influence of personality traits on entrepreneurial success by analyzing data from reliable and established sources. The data includes published academic journals, research reports, and credible articles from recognized publications, such as government agencies and respected research institutions. It covers various aspects of personality traits and entrepreneurship, drawing from global studies and reports. To gather the necessary information, multiple research papers were reviewed using keywords like personality traits, entrepreneurial success, Big Five Personality Model, risk-taking behavior, and venture growth. The data was sourced from trusted academic databases and reputable websites. The study focuses on analyzing the data by comparing findings across different sources to identify recurring themes and differences. The goal is to provide a comprehensive understanding of how personality traits affect entrepreneurship, offering insights into this crucial topic by drawing on a broad spectrum of expert research and opinions.

3.3.Data Collection:

Data was collected from multiple reliable sources to explore the relationship between personality traits and entrepreneurial success. The primary sources included academic journals, research reports, government publications, and articles from reputable news outlets. Table 1 represents the data collection method including source type, content, and coverage. Academic journals were accessed through databases like JSTOR and Google Scholar, providing global insights into the subject.

Table 1: Represents The Data Collection Method Including Source Type, Content, And Coverage.

Source Type	Content	Data Collection Method	Coverage
Academic Journals	Articles on personality traits, entrepreneurship, and business success	Search through academic databases (e.g., JSTOR, Google Scholar)	Global studies from various countries, both historical and recent
Research Reports	Studies from research institutions on entrepreneurial behavior and traits	Collection of publicly available reports from institutions like OECD, Harvard Business Review	International reports on entrepreneurship trends

Government Sources	Government publications on entrepreneurship and personality in business	Accessing open government databases and reports	Government reports covering entrepreneurship policies and global trends
News Outlets	Articles on current entrepreneurial trends and success stories	Review of articles from well-known outlets (e.g., The New York Times, Financial Times)	Recent articles focusing on entrepreneurship in various countries

Research reports were gathered from leading institutions, offering valuable international perspectives on entrepreneurship. Government sources provided official publications and statistics, while news outlets contributed recent articles on entrepreneurship trends and success stories. By reviewing a diverse range of materials, the data gathered offers a comprehensive understanding of how various personality traits influence entrepreneurial outcomes, with a focus on international research and global entrepreneurial trends.

3.4.Data Analysis:

The data analysis for this study involves comparing and synthesizing findings from various sources to uncover patterns, similarities, and differences in how personality traits influence entrepreneurial success. The analysis focuses on key personality traits as identified in the Big Five Personality conscientiousness, Model openness, agreeableness, extraversion, as well as neuroticism and their relationship with entrepreneurial behavior and outcomes. Additionally, factors such as risk-taking behavior, self-efficacy, and venture growth were also analyzed to see how these traits contribute to a person's likelihood of becoming an entrepreneur and their potential for success.

3.4.1. Comparative Analysis:

Extraversion and Openness: The analysis revealed that higher extraversion and openness to experience were strongly associated with entrepreneurial intentions and success. Extraverted individuals are more likely to engage in networking, which is crucial for business development. Similarly, those high in openness are more likely to take risks and innovate, which is often necessary for entrepreneurial ventures.

3.4.2. Conscientiousness and Agreeableness:

While conscientiousness was found to be an important trait for entrepreneurs, aiding in organization, persistence, and responsibility, high agreeableness showed a mixed effect. While agreeableness can foster strong interpersonal relationships, it might limit the ability to make tough, results-driven decisions, which is essential in business. This suggests that a balance between conscientiousness and agreeableness may be optimal for entrepreneurial success. Higher levels of neuroticism appeared to hinder entrepreneurial success. Neurotic individuals, often characterized by emotional instability and anxiety, might struggle with the uncertainties and stresses that come with starting and running a business. One of the key findings from the analysis was the significant impact of risk preference. Individuals with a higher tolerance for risk were found to have a stronger desire to pursue entrepreneurial ventures, especially in uncertain or competitive environments. Interestingly, even those with an intuitive cognitive style who may not feel confident in managing financial or ambiguous situations showed

stronger entrepreneurial intentions when coupled with high-risk preference. Self-efficacy, or the belief in one's ability to succeed, was a critical factor in determining both the initiation of a business and its growth. Entrepreneurs who believed in their ability to overcome obstacles were more likely to persevere through the challenges of starting and scaling a business.

4. RESULT AND DISCUSSION

The review of existing studies provides important insights into the complex connection between personality traits and entrepreneurial success. These studies offer a detailed look at how different personality characteristics influence various aspects of entrepreneurship. In our analysis, we will discuss the key findings from these studies and examine what they mean for understanding how personality traits affect entrepreneurial outcomes. One important area of focus is the Large Five Character Traits model, which includes traits such as conscientiousness, openness, and neuroticism extraversion, agreeableness. Research has shown that these personality traits play a significant role in a person's decision to start a business. In particular, certain traits can strongly influence an individual's likelihood of becoming an entrepreneur. This indicates that specific personality traits may help determine whether someone chooses to pursue an entrepreneurial path.

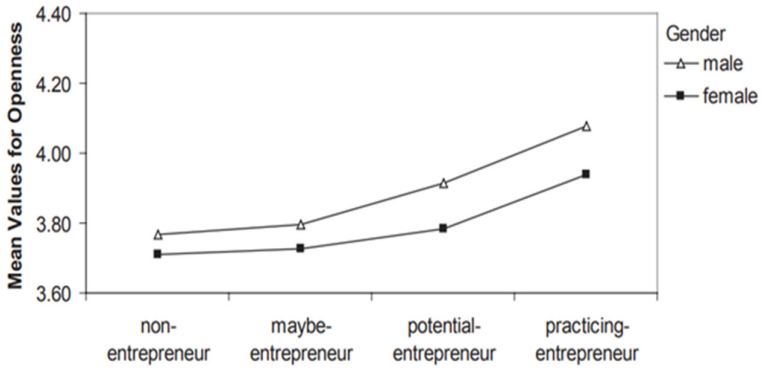

Figure 1: Represents the Average Levels of Openness Across Four Entrepreneurial Categories Non-Entrepreneur, Maybe-Entrepreneur, Potential-Entrepreneur, and Entrepreneur separately for Males and Females.

Figure 1 represents the average levels of openness across four entrepreneurial categories non-entrepreneur, maybe-entrepreneur, potential-entrepreneur, and practising-entrepreneur separately for males and females. Openness scores are displayed on the y-axis, while the x-axis shows the entrepreneurial stages. The results indicate a clear upward trend in openness as individuals move toward active entrepreneurship, with both men and women showing increased openness from non-entrepreneurs to practicing entrepreneurs. Males consistently score higher in openness than females at each stage, though the gap remains relatively steady. Overall, the data suggest that openness is positively associated with entrepreneurial engagement for both genders.

Figure 2 illustrates average extraversion scores across different stages of entrepreneurial involvement non-entrepreneur, maybe-entrepreneur, potential-entrepreneur, and practicing-entrepreneur broken down by gender. The y-axis represents mean values for extraversion, while the x-axis categorizes the entrepreneurial status. The data reveal an initial rise in extraversion as individuals move from non-entrepreneur to potential entrepreneur status, with females showing consistently higher scores than males across all categories. However, among practicing entrepreneurs, extraversion slightly declines for both genders. These patterns

suggest that extraversion is generally higher among those who are considering or pursuing entrepreneurship, though it may taper off slightly once individuals become active entrepreneurs.

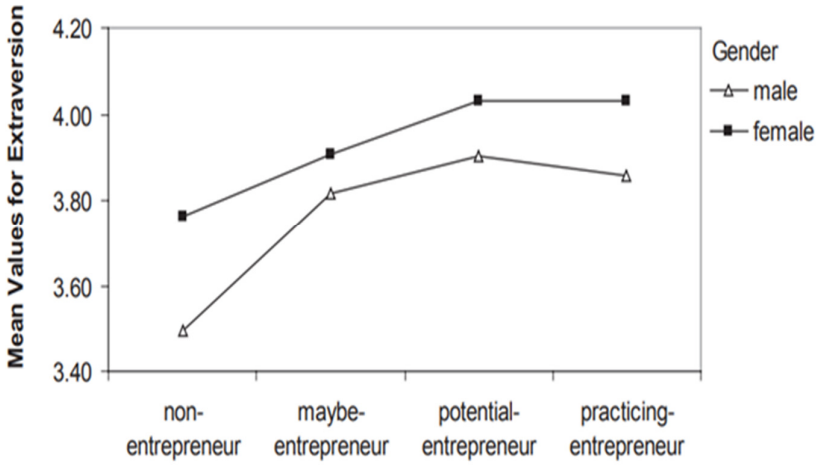

Figure 2: Illustrates Average Extraversion Scores Across Different Stages of Entrepreneurial Involvement Non-Entrepreneur, Maybe-Entrepreneur, Potential-Entrepreneur, And Practicing-Entrepreneur Broken Down by Gender.

Extraversion and agreeableness can affect entrepreneurship. Entrepreneurs are usually more extroverted because building relationships is important for success. Less extroverted people might not choose to become entrepreneurs. On the other hand, very agreeable people, meaning they are kind and warm, may be less likely to start a business because entrepreneurship often requires a more focused and results-driven mindset.

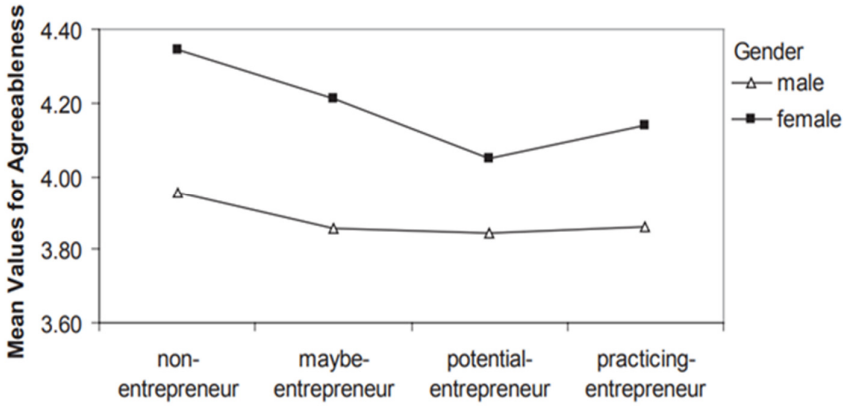

Figure 3: Illustrates The Relationship Between Agreeableness And Entrepreneurial Status, Segmented By Gender.

Figure 3 illustrates the relationship between agreeableness and entrepreneurial status, segmented by gender. Across all entrepreneurial categories, females consistently show higher levels of agreeableness compared to males. However, for both genders, agreeableness tends to decline as individuals move from being non-entrepreneurs to potential entrepreneurs, with a slight rebound observed among practicing entrepreneurs. This trend suggests that individuals who consider or engage in entrepreneurship may exhibit lower levels of agreeableness, though the difference varies slightly between men and women.

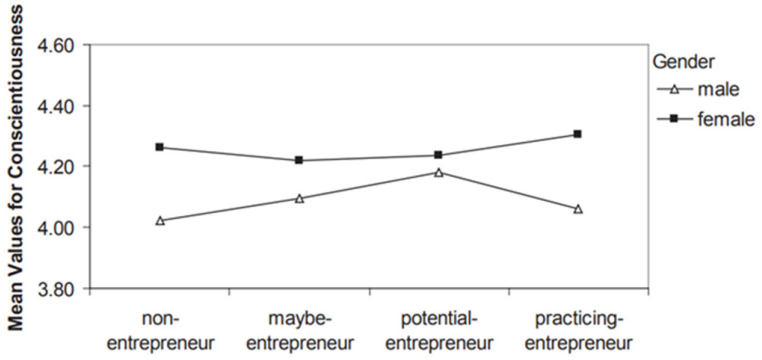

Figure 4: Illustrates Average Conscientiousness Levels Across Four Entrepreneurial Stages Non-Entrepreneur, Maybe-Entrepreneur, Potential-Entrepreneur, and practicing entrepreneur for Both Males and Females.

Figure 4 illustrates average conscientiousness levels across four entrepreneurial stages non-entrepreneur, maybe-entrepreneur, potential-entrepreneur, and practicing-entrepreneur for both males and females. The vertical axis shows mean conscientiousness values, while the horizontal axis breaks down entrepreneurial status. Throughout all categories, females consistently score higher than males. Female scores remain relatively stable, with a slight dip at the maybe-entrepreneur stage, followed by a gradual increase. In contrast, male scores show a more noticeable upward trend from non-entrepreneur to potential entrepreneur, before dropping slightly at the practicing-entrepreneur stage. This suggests that conscientiousness may play a more consistent role in women's entrepreneurial trajectories, while for men it appears to fluctuate more with entrepreneurial engagement.

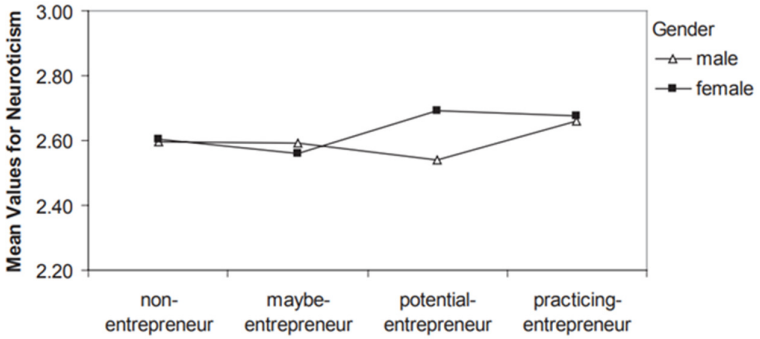

Figure 5: Shows the Mean Neuroticism Scores Across Different Entrepreneurial Stages Non-Entrepreneur, Maybe-Entrepreneur, Potential-Entrepreneur, and entrepreneur divided by Gender.

Figure 5 shows the mean neuroticism scores across different entrepreneurial stages non-entrepreneur, maybe-entrepreneur, potential-entrepreneur, and practicing-entrepreneur divided by gender. The y-axis represents average neuroticism levels, while the x-axis categorizes entrepreneurial involvement. For both males and females, the scores remain relatively stable with only slight fluctuations. Male neuroticism dips at the maybe-entrepreneur stage and rises at the potential-entrepreneur stage, while female scores are slightly higher overall and show less variability. By the practicing-entrepreneur stage, both genders converge at similar neuroticism levels. These findings suggest that neuroticism remains relatively constant across entrepreneurial involvement and shows minimal gender-based differences compared to other personality traits.

Gender doesn't play a big role in how personality affects entrepreneurship. However, men tend to be more open-minded and less conscientious, extraverted, or agreeable. When studying personality and entrepreneurship, gender should be considered but isn't the main focus. This study shows that traits like openness, extraversion, and agreeableness can affect whether someone becomes an entrepreneur. Conscientiousness and neuroticism have less of an impact, and gender doesn't strongly influence this relationship. Cognitive style and risk preference are important factors in shaping entrepreneurial intentions and self-confidence. People who are more comfortable taking risks tend to have stronger entrepreneurial intentions, while those who prefer lower risk are more focused on building relationships and handling challenges. The study also shows that people with an intuitive thinking style often feel less confident in areas like managing finances, working with investors, or handling stress and uncertainty. This suggests that people who rely on analytics and those who rely on intuition have different skills that may be needed at different stages of starting a business.

Interestingly, the study found that an intuitive person with a high-risk preference was more likely to want to start a business compared to an analytical person with a similar risk preference. On the other hand, intuitive with low-risk preferences had lower entrepreneurial intentions than analytical with low-risk preferences. Overall, risk preference and cognitive style work together to influence whether someone wants to become an entrepreneur. In terms of goals, self-confidence, and vision, another study shows that these factors play a big role in the growth and success of a business. Setting clear goals, believing in yourself, and having a strong vision can directly impact how well a business does. These factors also help amplify the effects of other entrepreneurial qualities like passion, persistence, and the ability to manage new resources.

5. CONCLUSION

This research paper takes a deep look at how personality traits connect with success in entrepreneurship, using a wide range of past studies and evidence. The results show that personality has a strong and complex influence on different parts of being an entrepreneur. These traits affect how entrepreneurs make decisions, what drives them, how their businesses grow, and whether those businesses can survive over time. However, the research also shows that entrepreneurs are not all the same there isn’t one perfect personality type that guarantees success or failure. Each person's unique combination of traits, combined with their specific environment and circumstances, influences how well they do. This is an important point, as it means there’s no single path to success in entrepreneurship. For people thinking about starting a business, these findings highlight the importance of knowing their strengths and weaknesses and using that self-awareness to their advantage. Teachers can use this knowledge to create better courses that match different personality types, and policymakers can develop programs that better support a range of entrepreneurs. Overall, the study helps us better understand how different personality traits affect the journey of starting and running a business, showing that success in entrepreneurship depends on both who you are and how you use your traits in real-world situations.

REFERENCES:

[1] S. H. Singh, B. Bhowmick, D. Eesley, and B. Sindhav, “Grassroots innovation and entrepreneurial success: Is entrepreneurial orientation a missing link?,” *Technol. Forecast. Soc. Change*, 2021, doi: 10.1016/j.techfore.2019.02.002.

[2] M. W. Staniewski and K. Awruk, “Parental attitudes and entrepreneurial success,” *J. Bus. Res.*, 2021, doi: 10.1016/j.jbusres.2020.10.039.

[3] S. Singh, P. Corner, and K. Pavlovich, "Coping with entrepreneurial failure," *J. Manag. Organ.*, 2007, doi: 10.5172/jmo.2007.13.4.331.

[4] T. S. T. Taleb, N. Hashim, and N. Zakaria, "Entrepreneurial Leadership and Entrepreneurial Success: The Mediating Role of Entrepreneurial Opportunity Recognition and Innovation Capability," *Sustain.*, 2023, doi: 10.3390/su15075776.

[5] W. Razmus and M. Laguna, "Dimensions of entrepreneurial success: A multilevel study on stakeholders of micro-enterprises," *Front. Psychol.*, 2018, doi: 10.3389/fpsyg.2018.00791.

[6] S. Mantere, P. Aula, H. Schildt, and E. Vaara, "Narrative attributions of entrepreneurial failure," *J. Bus. Ventur.*, 2013, doi: 10.1016/j.jbusvent.2012.12.001.

[7] L. Y. Pan, I. C. Tsai, S. H. Popan, and S. C. Chang, "Entrepreneurial business start-ups and entrepreneurial failure: How to stand up after a fall?," *Front. Psychol.*, 2022, doi: 10.3389/fpsyg.2022.943328.

[8] M. W. Staniewski and K. Awruk, "Questionnaire of entrepreneurial success — Report on the initial stage of method construction," *J. Bus. Res.*, 2018, doi: 10.1016/j.jbusres.2017.11.041.

[9] D. H. B. Welsh, E. Kaciak, M. Fadairo, V. Doshi, and C. Lanchimba, "How to erase gender differences in entrepreneurial success? Look at the ecosystem," *J. Bus. Res.*, 2023, doi: 10.1016/j.jbusres.2022.113320.

[10] W. Lattacher and M. A. Wdowiak, "Entrepreneurial learning from failure. A systematic review," 2020. doi: 10.1108/IJEBR-02-2019-0085.

[11] S. Elmassah, R. James, and S. Mostafa Bacheer, "Ethnic entrepreneurial success factors: evidence from the United Arab Emirates," *Heliyon*, 2022, doi: 10.1016/j.heliyon.2022.e09639.

[12] S. Munawar, H. Q. Yousaf, M. Ahmed, and S. Rehman, "The influence of online entrepreneurial education on entrepreneurial success: An empirical study in Pakistan," *Int. J. Manag. Educ.*, 2023, doi: 10.1016/j.ijme.2022.100752.

[13] M. Munawaroh, N. Indarti, W. S. Ciptono, and T. Nastiti, "Learning from entrepreneurial failure: examining attribution and contextual factors of small- and medium-sized enterprises in Indonesia," *J. Small Bus. Enterp. Dev.*, 2023, doi: 10.1108/JSBED-06-2022-0269.

[14] B. O. Ardelean, "Role of Technological Knowledge and Entrepreneurial Orientation on Entrepreneurial Success: A Mediating Role of Psychological Capital," *Front. Psychol.*, 2021, doi: 10.3389/fpsyg.2021.814733.

[15] A. Lindblom, T. Lindblom, and H. Wechsler, "Dispositional optimism, entrepreneurial success, and exit intentions: The mediating effects of life satisfaction," *J. Bus. Res.*, 2020, doi: 10.1016/j.jbusres.2020.08.012.

[16] A. Safari and A. Das, "Entrepreneurial failure analysis using quality management approaches," *Total Qual. Manag. Bus. Excell.*, 2023, doi: 10.1080/14783363.2022.2043739.

[17] M. W. Staniewski and K. Awruk, "Entrepreneurial success and achievement motivation – A preliminary report on a validation study of the questionnaire of entrepreneurial success," *J. Bus. Res.*, 2019, doi: 10.1016/j.jbusres.2019.01.073.

[18] I. Hatak and H. Zhou, "Health as Human Capital in Entrepreneurship: Individual, Extension, and Substitution Effects on Entrepreneurial Success," *Entrep. Theory Pract.*, 2021, doi: 10.1177/1042258719867559.

[19] W. Hu, Y. Xu, F. Zhao, and Y. Chen, "Entrepreneurial Passion and Entrepreneurial Success—The Role of Psychological Capital and Entrepreneurial Policy Support," *Front. Psychol.*, 2022, doi: 10.3389/fpsyg.2022.792066.

[20] J. Feng, Z. Ahmad, and W. Zheng, "Factors influencing women's entrepreneurial success: A multi-analytical approach," *Front. Psychol.*, 2023, doi: 10.3389/fpsyg.2022.1099760.

[21] P. Klimas, W. Czakon, S. Kraus, N. Kailer, and A. Maalaoui, "Entrepreneurial Failure: A Synthesis and Conceptual Framework of its Effects," *Eur. Manag. Rev.*, 2021, doi: 10.1111/emre.12426.

[22] P. L. Costa, J. J. Ferreira, and R. Torres de Oliveira, "From entrepreneurial failure to re-entry," *J. Bus. Res.*, 2023, doi: 10.1016/j.jbusres.2023.113699.

CHAPTER 3

REVIEW OF SOCIAL MEDIA ADVERTISING EFFECTIVENESS IN INFLUENCING CONSUMER PURCHASE INTENTIONS TODAY

[1]Anmol Rehal, [2]Sneha Srivastava, [3]Prof. Ameya Ambulkar
[1,2]Student, [3]Faculty
[1.2.3]Department of ISME
[1.2.3]ATLAS SkillTech University, Mumbai
Email: [1]anmol.rehal.mba2022@atlasskilltech.university , [2]sneha.srivastava.mba2022@atlasskilltech.university , [3]ameya.ambulkar@atlasuniversity.edu.in

ABSTRACT:

Social media advertising has emerged as a dominant tool in modern marketing, profoundly reshaping how businesses engage with consumers. This review explores the current effectiveness of social media advertising in influencing consumer purchase intentions, drawing upon recent studies and marketing trends. Platforms such as Instagram, Facebook, TikTok, and YouTube have become central to advertising strategies due to their vast user bases, advanced targeting options, and ability to foster personalized interactions. Consumers today are more responsive to advertising that feels authentic and interactive, often favoring content created by influencers or user-generated posts over traditional ads. Emotional appeal, visual storytelling, and brand transparency have been identified as critical factors that increase engagement and drive purchasing decisions. Additionally, advancements in AI and data analytics have enhanced advertisers' abilities to deliver highly relevant content, further increasing the likelihood of conversion. However, issues such as ad fatigue, privacy concerns, and growing skepticism toward sponsored content present ongoing challenges. This review highlights that while social media advertising remains a powerful driver of consumer behavior, its success relies heavily on strategic execution, audience understanding, and content relevance. To maximize impact, brands must continuously adapt their strategies to evolving platform algorithms and shifting consumer expectations. Overall, social media advertising continues to be an effective avenue for influencing consumer purchase intentions, especially when campaigns are designed with authenticity, creativity, and precision targeting in mind. This evolving landscape demands that marketers stay agile and consumer-focused to maintain relevance and drive meaningful engagement.

KEYWORDS:

Algorithmic Targeting, Consumer Engagement, Conversion Rate, Influencer Marketing, Personalized Advertising.

1. INTRODUCTION

In the contemporary digital era, social media advertising has emerged as a pivotal force in influencing consumer purchase intentions. The proliferation of platforms such as Facebook, Instagram, TikTok, and YouTube has transformed the landscape of marketing, offering brands unprecedented access to global audiences. This transformation has been further accelerated by advancements in data analytics, artificial intelligence, and machine learning, enabling advertisers to deliver personalized and targeted content to users. The effectiveness of social media advertising in shaping consumer behavior is multifaceted. One of the primary mechanisms is the ability to create personalized experiences that resonate with individual preferences and behaviors. Through sophisticated algorithms, platforms can analyze user data

to serve ads that align closely with users' interests, thereby increasing the likelihood of engagement and conversion [1]. This level of personalization not only enhances user experience but also fosters a sense of relevance and connection between the consumer and the brand. The interactive nature of social media platforms facilitates direct communication between brands and consumers. Features such as comments, shares, and likes allow for real-time feedback and engagement, creating a dynamic environment where consumers feel heard and valued. This interaction not only builds trust but also encourages brand loyalty, as consumers are more likely to support brands that actively engage with them.

Influencer marketing has also become a significant component of social media advertising strategies. Collaborations with influencers enable brands to tap into established audiences and leverage the credibility and trust that influencers have cultivated with their followers [2]. This form of marketing often leads to higher engagement rates and can significantly impact consumer purchase decisions. Social media platforms serve as hubs for user-generated content, where consumers share their experiences and opinions about products and services. This content acts as a form of social proof, influencing the perceptions and behaviors of potential buyers. Positive reviews and testimonials can enhance brand credibility, while negative feedback can prompt brands to address concerns proactively.



Figure 1: Illustrates The Advantages of Social Media Advertising in Influencing Consumer Purchase Intentions.

The rise of social commerce, where users can purchase products directly through social media platforms, has further integrated shopping into the social media experience. Figure 1 illustrates the advantages of social media advertising in influencing consumer purchase intentions. Features like shoppable posts and integrated checkout processes streamline the purchasing journey, reducing friction and making it easier for consumers to make purchases impulsively. Issues such as ad fatigue, where users become desensitized to frequent advertisements and concerns over data privacy and security can undermine the effectiveness of advertising campaigns. Additionally, the saturation of content on social media platforms means that standing out requires innovative and creative approaches to capture and retain consumer attention [3], [4]. In today’s digitally connected world, social media advertising plays an

increasingly central role in shaping consumer purchase intentions. With the widespread use of platforms such as Facebook, Instagram, TikTok, and YouTube, businesses now have direct access to billions of potential customers across the globe. These platforms have transformed traditional marketing paradigms by providing tools for real-time communication, personalized content delivery, and consumer engagement that were previously unimaginable. As a result, social media advertising has become more than just a promotional strategy it is a powerful force that influences how consumers perceive brands, evaluate products, and make purchasing decisions.

The shift from traditional to digital advertising is largely driven by the evolving behavior of consumers who now spend significant amounts of time on social media. This trend has prompted businesses to adapt their strategies to engage consumers where they are most active. Unlike conventional advertising channels that offer limited interaction, social media enables two-way communication, fostering dialogue and relationship-building between brands and consumers. These interactions help create trust and familiarity, both of which are key drivers of consumer purchase decisions [5], [6]. Additionally, social media platforms provide data-rich environments that allow for highly targeted advertising. Through the use of advanced algorithms and analytics, advertisers can segment audiences and deliver personalized messages based on demographics, interests, online behavior, and past purchasing activity. This personalization not only increases the relevance of advertisements but also enhances consumer receptiveness, making it more likely that an ad will translate into a sale.

Another important aspect of social media advertising is the rise of influencer marketing. Influencers individuals with large, engaged followings—often serve as brand ambassadors who can sway the opinions of their audiences. Because influencers are perceived as authentic and relatable, their endorsements tend to carry more weight than traditional celebrity endorsements. When consumers see a trusted influencer promoting a product, they are more likely to consider purchasing it. This phenomenon is rooted in the psychological principle of social proof, where people look to others, especially those they admire, to guide their behavior. As such, influencer collaborations are now a central feature of social media advertising campaigns, offering brands an effective way to tap into niche communities and boost credibility [7], [8]. Emotional connection is another key factor that determines the success of social media advertising. Brands that tell compelling stories or address consumers' values and emotions can foster a deeper relationship with their audience. Emotional advertising evokes feelings that make the content more memorable and persuasive. Whether it's through humor, nostalgia, empathy, or inspiration, emotionally charged content tends to generate higher engagement and stronger brand affinity. This emotional bond can influence consumers' perceptions and lead to stronger purchase intentions. Furthermore, many successful campaigns incorporate storytelling elements that humanize the brand and create a narrative that consumers can relate to.

User-generated content has also become a powerful element in shaping consumer perceptions. When consumers share their own experiences with a product through reviews, photos, or testimonials it adds a layer of authenticity that branded content often lacks. These real-life endorsements serve as additional social proof, validating the brand's claims and providing potential buyers with trusted insights. Companies that encourage and showcase user-generated content benefit from increased engagement and credibility. Consumers are more likely to purchase a product if they see others like them using and enjoying it. Additionally, user-generated content fosters a sense of community, making consumers feel like they are part of a larger network that shares common preferences and experiences.

The integration of e-commerce features directly into social media platforms has further enhanced their impact on consumer behavior. With the development of social commerce, users

can now browse, review, and purchase products without leaving the app. Features such as shoppable posts, in-app checkout, and live stream shopping have streamlined the buyer journey, reducing friction and making impulse purchases more likely [9]. This seamless experience is particularly appealing to younger consumers who prioritize convenience and speed. Social commerce also enables brands to respond to customer inquiries instantly, offer real-time support, and personalize the shopping experience, all of which contribute to increased satisfaction and higher conversion rates.

Despite these advantages, social media advertising also presents certain challenges that can affect its overall effectiveness. One major issue is ad fatigue, which occurs when consumers are exposed to too many repetitive ads, leading to decreased engagement and potential brand aversion. In a crowded digital space, standing out requires constant innovation, creativity, and an understanding of what resonates with the target audience [10]. Privacy concerns are another significant hurdle. As platforms collect vast amounts of user data for targeting purposes, consumers are becoming increasingly aware and skeptical about how their information is being used. This awareness has led to growing demand for transparency and ethical data practices. Brands that fail to address these concerns risk losing consumer trust, which can negatively impact purchase intentions.

The effectiveness of social media advertising is also influenced by platform-specific dynamics. Each platform has its own unique user base, culture, and content formats, requiring tailored strategies for success. For instance, visual storytelling works well on Instagram, while short, entertaining videos are more effective on TikTok. Understanding these nuances is crucial for optimizing campaign performance. Furthermore, as platform algorithms change frequently, brands must stay agile and continuously monitor performance metrics to refine their approach. This includes analyzing engagement rates, click-through rates, conversion rates, and customer feedback to ensure the advertising strategy remains aligned with consumer preferences. Academic theories provide additional insight into the psychological mechanisms behind social media advertising. The Elaboration Likelihood Model, for example, suggests that consumers process persuasive messages through either a central or peripheral route. High-involvement consumers who actively seek information will engage with the content more deeply (central route), while low-involvement consumers may be influenced by superficial cues such as visuals or endorsements (peripheral route). Social media advertising often relies on both pathways, combining informative content with attractive visuals and influencer partnerships to appeal to a broad range of consumers. Another relevant concept is parasocial interaction, which refers to the perceived relationship between consumers and media personalities. This one-sided connection can be powerful, as consumers often feel personally connected to influencers, enhancing the credibility and impact of their product recommendations.

2. LITERATURE REVIEW

T. Arora and B. Agarwal [11] explained that the advertising model that looks at how the established predictors such as entertainment, informativeness, annoyance, credibility, incentives, and personalization affect social media advertising value (SMAV) and how SMAV affects millennials' perceptions of ATSMA. The associations between the selected variables and SMAV were tested using structural equation modeling after exploratory and confirmatory factor analysis were used to validate the produced model. The findings support the link between SMAV and the suggested predictors. Additionally, a favorable correlation between SMAV and ATSMA has been discovered. The study article also includes a thorough discussion of the findings, limits, consequences, and future research prospects.

M. Aisyah [12] determined the direct and indirect effects of social media advertising and a local company ambassador on the brand loyalty and trust of Indonesia's online marketplace Lazada. SEM-PLS is the statistical method used to examine 100 data points by convenience sampling. The findings indicate that social networking advertising has a direct and indirect effect on brand trust and that only brand trust influences brand loyalty. In contrast, regional brand ambassadors have no direct or indirect effect on either brand confidence or brand loyalty. It suggests that to boost brand trust and foster brand loyalty, Lazada must conduct extensive research to identify the ideal brand ambassador who fits the tastes of its target audience and creates more captivating advertising material.

R. A. Raji *et al.* [13] described the crucial subject of how brand-related communications, such as advertisements and sales promotion materials, that are shared on social media platforms might improve a favorable brand image and elicit positive behavioral intentions from customers is what this study seeks to address. 615 Malaysian customers of various vehicle manufacturers are surveyed for this study. AMOS was utilized to analyze the data and establish the measurement and structural models. Using the bootstrapping method in AMOS and the Sobel test, the mediating influence of both hedonic and functional brand images was examined. The results of this study show that hedonic brand image, functional brand image, behavioral intention, and social media advertising and sales promotion material are all positively and significantly correlated.

S. Kamalul Ariffin *et al.* [14] explained the link between attitude functions and attitudes towards social media advertising. This study also looks at the connection between purchase intention and attitude toward social media advertising. Only 264 of the 280 respondents who took the online survey were suitable for analysis. SPSS and partial least squares structural equation modeling were used to analyze the data. Findings: The findings of this article reveal that attitude functions, namely, utilitarian, value-expressive, ego-defensive, and religiosity had a strong beneficial impact on attitude towards social media advertising, but knowledge function was found to be unimportant. Purchase intention was also found to be significantly positively impacted by attitudes regarding social media advertising.

P. Yang *et al.* [15] described the moderated mediation impact of media involvement as well as the mediating effects of customer engagement on the links between customers' perceived values of social media advertising (SMA) and customer reaction. The sample was taken from visitors to integrated resorts who browsed ads for Macau integrated resorts on WeChat. After three weeks of data gathering, 221 valid questionnaires were gathered. The findings demonstrated that media participation moderates the mediating influence of customer engagement on SMA and that the hedonic and utilitarian values of SMA significantly improve consumer reaction through customer engagement with SMA, respectively.

3. DISCUSSION

In the digital age, social media has revolutionized the way brands interact with consumers. Platforms like Facebook, Instagram, TikTok, and YouTube have become central to marketing strategies, offering unprecedented opportunities for brands to engage with their target audiences. This discussion delves into the multifaceted role of social media advertising in shaping consumer purchase intentions, examining various factors that contribute to its effectiveness.

3.1.Personalization and Targeted Advertising:

One of the most significant advantages of social media advertising is the ability to deliver personalized content to users. By leveraging data analytics, brands can tailor their

advertisements based on user demographics, interests, behaviors, and past interactions. This level of personalization enhances the relevance of the ads, increasing the likelihood of consumer engagement and, ultimately, purchase intentions. Studies have shown that personalized ads are more effective in capturing consumer attention and driving conversions. For instance, a study by Salhab et al. (2023) found that social media marketing significantly impacts brand image and trust, which in turn influences purchase intentions. The ability to present relevant products to the right audience at the right time is a powerful tool in the marketer's arsenal.

3.2.Influencer Marketing and Social Proof:

Influencer marketing has emerged as a dominant force in social media advertising. Collaborations with influencers allow brands to tap into established audiences and leverage the credibility and trust that influencers have cultivated. This form of marketing often leads to higher engagement rates and can significantly impact consumer purchase decisions [16], [17]. Furthermore, the concept of social proof plays a crucial role in influencing consumer behavior. User-generated content, reviews, and testimonials serve as endorsements that can sway potential buyers. Consumers tend to trust the experiences and opinions of their peers, making social proof a potent tool in shaping purchase intentions.

3.3.Emotional Engagement and Brand Storytelling:

Effective social media advertising goes beyond showcasing products; it tells a compelling story that resonates with the audience's emotions. Brands that successfully tap into the emotional aspects of consumer behavior can create a deeper connection with their audience, fostering brand loyalty and increasing the likelihood of purchase. Emotional engagement can be achieved through various means, including storytelling, humor, and addressing consumer pain points. When consumers feel emotionally connected to a brand, they are more likely to consider its products during their purchasing decisions.

3.4.User-Generated Content and Community Building:

User-generated content (UGC) has become a cornerstone of social media advertising strategies. Encouraging customers to share their experiences with products not only provides authentic content but also fosters a sense of community around the brand. This community-building aspect can enhance customer loyalty and influence purchase intentions. UGC serves as a form of social proof, demonstrating that real people use and appreciate the brand's products. This authenticity can be more persuasive than traditional advertising, as consumers often view UGC as more trustworthy and relatable.

3.5.Interactive Features and Social Commerce:

Social media platforms have integrated various features that facilitate direct interactions between brands and consumers. Features like shoppable posts, live streams, and interactive polls allow consumers to engage with brands in real-time, streamlining the path to purchase. The rise of social commerce has further blurred the lines between social interaction and shopping. Consumers can discover products, interact with brands, and make purchases without leaving their favorite social media platforms. This seamless experience enhances convenience and can drive impulse purchases. Despite its advantages, social media advertising is not without challenges. Issues such as ad fatigue, where consumers become desensitized to frequent advertisements and concerns over data privacy and security can undermine the effectiveness of advertising campaigns.

Table 1: Represents Key Factors Influencing Consumer Purchase Intentions Through Social Media Advertising.

Factor	Description	Impact on Purchase Intentions
Personalization	Tailored ads based on user behavior, interests, and demographics	Increases relevance and likelihood of consumer engagement
Influencer Marketing	Use of trusted personalities to promote products	Builds trust and social proof, leading to higher conversions
Emotional Appeal	Storytelling and emotionally driven content	Strengthens brand connection and recall
User-Generated Content	Content created by consumers about their experiences	Enhances credibility and community trust
Social Commerce Features	Shoppable posts, in-app purchases, and live shopping	Streamlines the path to purchase and encourages impulse buying
Interactive Engagement	Polls, quizzes, comments, and live interactions	Builds real-time connection and improves user involvement
Data Privacy Concerns	User apprehension about how their data is used	May reduce trust and willingness to interact with ads
Ad Fatigue	Oversaturation of similar or repetitive ads	Lowers engagement and reduces the effectiveness of campaigns

The saturation of content on social media platforms means that standing out requires innovative and creative approaches. Table 1 represents key factors influencing consumer purchase intentions through social media advertising. Brands must continuously adapt their strategies to evolving platform algorithms and shifting consumer expectations to maintain relevance and effectiveness. Several trends are poised to shape the future of social media advertising. The increasing use of artificial intelligence and machine learning will enable even more precise targeting and personalization. Additionally, the growing importance of sustainability and ethical considerations means that consumers are placing greater emphasis on brands that align with their values [18], [19].

Brands that can navigate these trends and adapt their strategies accordingly will be well-positioned to influence consumer purchase intentions effectively in the evolving digital landscape. Social media advertising has proven to be a powerful tool in influencing consumer purchase intentions. Through personalization, influencer marketing, emotional engagement, user-generated content, and interactive features, brands can create compelling campaigns that resonate with their target audiences. However, to maintain effectiveness, brands must address

challenges such as ad fatigue and privacy concerns while staying attuned to emerging trends. By doing so, they can continue to leverage social media advertising to drive consumer behavior and achieve business success.

As digital technologies continue to evolve, the landscape of social media advertising is expected to become even more dynamic. Emerging technologies such as augmented reality (AR) and virtual reality (VR) are opening new avenues for immersive advertising experiences. These technologies allow consumers to interact with products virtually, increasing confidence and reducing uncertainty before making a purchase. Artificial intelligence (AI) is also playing an increasingly important role by enabling more advanced personalization, predictive analytics, and automated customer service through chatbots. At the same time, shifting consumer values are placing greater emphasis on ethical and sustainable business practices. Brands that align their advertising messages with these values are more likely to build lasting relationships with consumers.

Social media advertising has fundamentally transformed how brands influence consumer purchase intentions [20], [21]. Its success lies in its ability to deliver personalized, emotionally resonant, and interactive experiences that go beyond traditional advertising models. While challenges such as ad fatigue, privacy concerns, and content saturation remain, the benefits of real-time engagement, influencer collaboration, user-generated content, and seamless e-commerce integration make social media an indispensable tool for modern marketers. As consumers continue to navigate a rapidly changing digital environment, brands that remain innovative, transparent, and consumer-focused will be best positioned to drive meaningful engagement and influence buying decisions. Social media advertising holds substantial potential to influence consumer purchase intentions. Its effectiveness hinges on the ability to deliver personalized, engaging, and authentic content that resonates with users. As the digital landscape continues to evolve, brands must adapt their strategies to navigate the complexities of social media advertising, ensuring they remain relevant and impactful in shaping consumer behavior.

4. CONCLUSION

In today's digitally driven marketplace, social media advertising stands as a crucial element in shaping consumer purchase intentions. This review highlights that platforms like Instagram, Facebook, TikTok, and YouTube have transformed how consumers discover, evaluate, and decide to purchase products or services.

The interactive and highly personalized nature of social media allows brands to connect with audiences in ways traditional advertising cannot, making it a more effective tool for driving consumer engagement and influencing buying behavior. Influencer partnerships, user-generated content, and targeted advertising strategies significantly contribute to increased trust and relatability, which are essential in converting interest into purchases. Despite these advantages, advertisers must navigate challenges such as audience skepticism, oversaturation of content, and privacy concerns, which can diminish campaign effectiveness if not addressed properly. Moreover, consumers are increasingly aware of advertising tactics, making authenticity and value-driven content more important than ever. The findings suggest that while social media advertising holds substantial potential, its success relies on continuous adaptation, audience insight, and strategic content creation. Marketers must remain agile, leveraging analytics and consumer feedback to refine their approaches and foster meaningful connections. As digital trends evolve, the role of social media advertising in consumer decision-making will likely grow even more influential. To remain competitive and relevant, brands need to focus on delivering transparent, engaging, and personalized advertising experiences. Overall, social

media advertising continues to be a powerful catalyst in influencing consumer behavior, but its effectiveness depends on how well marketers align their strategies with consumer expectations and digital trends.

REFERENCES:

[1] A. Hussain, D. H. Ting, and M. Mazhar, "Driving Consumer Value Co-creation and Purchase Intention by Social Media Advertising Value," *Front. Psychol.*, 2022, doi: 10.3389/fpsyg.2022.800206.

[2] J. R. Carlson, S. Hanson, J. Pancras, W. T. Ross, and J. Rousseau-Anderson, "Social media advertising: How online motivations and congruency influence perceptions of trust," *J. Consum. Behav.*, 2022, doi: 10.1002/cb.1989.

[3] J. R. Hanaysha, "An examination of social media advertising features, brand engagement, and purchase intention in the fast food industry," *Br. Food J.*, 2022, doi: 10.1108/BFJ-08-2021-0907.

[4] D. K. Sari, S. Suziana, and D. Games, "An evaluation of social media advertising for Muslim millennial parents," *J. Islam. Mark.*, 2020, doi: 10.1108/JIMA-02-2020-0055.

[5] B. Mahmut, K. Huseyin, S. F. Selin, and A. Ozlem, "Determinants of Consumer Attitudes Towards Social Media Advertising: Evidence from the Turkish Airline Industry," *Stud. Bus. Econ.*, 2022, doi: 10.2478/sbe-2022-0001.

[6] H. Huo, Z. Liu, and Q. Min, "Social media advertising reactance model: a theoretical review," 2020. doi: 10.1108/INTR-02-2020-0072.

[7] A. A. Alalwan, "Investigating the impact of social media advertising features on customer purchase intention," *Int. J. Inf. Manage.*, 2018, doi: 10.1016/j.ijinfomgt.2018.06.001.

[8] H. Boateng and A. F. Okoe, "Consumers' attitude towards social media advertising and their behavioral response: The moderating role of corporate reputation," *J. Res. Interact. Mark.*, 2015, doi: 10.1108/JRIM-01-2015-0012.

[9] G. W. H. Tan, V. H. Lee, J. J. Hew, K. B. Ooi, and L. W. Wong, "The interactive mobile social media advertising: An imminent approach to advertise tourism products and services?" *Telemat. Informatics*, 2018, doi: 10.1016/j.tele.2018.09.005.

[10] J. Lee and I. B. Hong, "Predicting positive user responses to social media advertising: The roles of emotional appeal, informativeness, and creativity," *Int. J. Inf. Manage.*, 2016, doi: 10.1016/j.ijinfomgt.2016.01.001.

[11] T. Arora and B. Agarwal, "Empirical Study on Perceived Value and Attitude of Millennials Towards Social Media Advertising: A Structural Equation Modelling Approach," *Vision*, 2019, doi: 10.1177/0972262918821248.

[12] M. Aisyah, "The impact of a regional brand ambassador and social media advertising on brand trust and brand loyalty of Lazada in Indonesia," *Int. J. Data Netw. Sci.*, 2023, doi: 10.5267/j.ijdns.2023.6.019.

[13] R. A. Raji, S. Rashid, and S. Ishak, "The mediating effect of brand image on the relationships between social media advertising content, sales promotion content and behavioral intention," *J. Res. Interact. Mark.*, 2019, doi: 10.1108/JRIM-01-2018-0004.

[14] S. Kamalul Ariffin, N. Q. Ihsannuddin, and A. M. Abdul Mohsin, "The influence of attitude functions on Muslim consumer attitude towards social media advertising: a case of bubble tea," *J. Islam. Mark.*, 2022, doi: 10.1108/JIMA-01-2021-0015.

[15] P. Yang, K. Li, and C. Ji, "How customers respond to social media advertising," *Mark. Intell. Plan.*, 2023, doi: 10.1108/MIP-09-2022-0397.

[16] W. Supotthamjaree and P. Srinaruewan, "The impact of social media advertising on purchase intention: The mediation role of consumer brand engagement," *Int. J. Internet Mark. Advert.*, 2021, doi: 10.1504/IJIMA.2021.118264.

[17] M. Rana and N. Arora, "How Does Social Media Advertising Persuade? An Investigation of the Moderation Effects of Corporate Reputation, Privacy Concerns and Intrusiveness," *J. Glob. Mark.*, 2022, doi: 10.1080/08911762.2021.1980932.

[18] R. Mühlhoff and T. Willem, "Social media advertising for clinical studies: Ethical and data protection implications of online targeting," *Big Data Soc.*, 2023, doi: 10.1177/20539517231156127.

[19] S. C. Chu, S. Kamal, and Y. Kim, "Re-examining of consumers' responses toward social media advertising and purchase intention toward luxury products from 2013 to 2018: A retrospective commentary," *J. Glob. Fash. Mark.*, 2019, doi: 10.1080/20932685.2018.1550008.

[20] H. Agil, A. L. Ahmad, and A. A. Azlan, "The impact of social media advertising features on the purchase intention of the Malay millennial consumer," *SEARCH J. Media Commun. Res.*, 2022.

[21] H. Boateng and A. F. Okoe, "Determinants of Consumers' Attitude towards Social Media Advertising," *J. Creat. Commun.*, 2015, doi: 10.1177/0973258615614417.

CHAPTER 4

ANALYZING THE INFLUENCE OF BRAND MAPPING AND BRANDING STRATEGIES ON CONSUMER PURCHASE BEHAVIOR

[1]Harsh Sinha, [2]Kunal Singh Rawat, [3]Rishi Mishra, [4]Prof. Tapish Panwar
[1,2,3]Student, [4]Faculty
[1.2,3,4]Department of ISME
[1.2,3,4]ATLAS SkillTech University, Mumbai
Email: [1]harsh.sinha.mba2022@atlasskilltech.university , [2]kunal.rawat.mba2022@atlasskilltech.university ,
[3]rishi.mishra.mba2022@atlasskilltech.university , [4]tapish.panwar@atlasuniversity.edu.in

ABSTRACT:

Businesses across industries are investing significant resources in developing marketing strategies that align with the perceptions, preferences, and purchasing patterns of their target audiences. This review explores the impact of these marketing tools on how consumers identify, evaluate, and choose products or services. Brand mapping allows companies to visually position their brands in the minds of consumers by comparing attributes such as quality, price, uniqueness, and emotional appeal against competitors. This strategic visualization helps businesses understand consumer preferences and adjust their branding efforts accordingly. Meanwhile, effective branding strategies focus on creating a strong, consistent brand identity through messaging, design, and customer experience. These strategies aim to build trust, enhance brand recall, and encourage brand loyalty. By examining existing literature and recent market trends, this review highlights the ways in which consumers respond to well-crafted branding efforts and how brand perception can significantly alter purchasing decisions. Factors such as emotional connection, brand authenticity, and perceived value are also considered as key drivers of consumer choice. Additionally, the review discusses the role of digital media in amplifying branding efforts and providing platforms for interactive brand engagement. The findings suggest that a strategic combination of brand mapping and branding initiatives not only improves brand positioning but also strengthens consumer trust and influences decision-making. This review provides valuable insights for marketers, brand managers, and businesses aiming to enhance consumer engagement and increase market competitiveness through effective branding practices.

KEYWORDS:

Brand Equity, Brand Identity, Consumer Behavior, Emotional Branding, Market Positioning.

1. INTRODUCTION

In today's increasingly competitive and saturated market environment, understanding consumer behavior has become a cornerstone of effective marketing. Among the tools and frameworks used to shape these strategies, brand mapping and branding strategies stand out as particularly influential [1], [2]. These tools not only help in positioning a brand more effectively in the market but also significantly shape the way consumers perceive and interact with products and services. As modern consumers are bombarded with choices, the ability of a brand to stand out, communicate its value clearly, and foster trust is critical. Therefore, analyzing the role of brand mapping and branding strategies in influencing consumer purchase behavior offers valuable insights for marketers and businesses seeking sustainable competitive advantages.

Brand mapping is a strategic tool used by companies to visualize the positioning of their brand relative to competitors based on specific attributes or consumer perceptions. This map helps organizations understand where they currently stand in the market and identify opportunities for repositioning or innovation. The primary goal is to align the brand with consumer expectations by determining the gaps between current perceptions and desired positioning. Brand maps can focus on a wide array of dimensions including quality, price, innovation, emotional appeal, customer service, and overall value. They are created based on consumer feedback, market research, and competitive analysis, which together provide a holistic view of the marketplace. By identifying areas where consumer needs are not being fully met, companies can refine their marketing efforts and tailor their products or messaging to resonate more effectively with their target audience.

Simultaneously, branding strategy encompasses the broader, long-term plan that a business uses to establish and grow its brand identity. This includes elements such as brand vision, mission, values, logo, tagline, tone of voice, and customer experience. A strong branding strategy goes beyond aesthetics; it seeks to establish a brand's unique personality and promise to the customer. Through consistent and meaningful messaging, branding strategies aim to build emotional connections with consumers, instill trust, and differentiate the brand in a cluttered marketplace. The effectiveness of a branding strategy is often reflected in how well consumers recognize the brand, recall its messaging, and feel inclined to make a purchase based on that familiarity and trust. Thus, branding serves as the emotional and psychological foundation upon which purchase decisions are often built. The influence of branding on consumer purchase behavior is well-documented. Consumers tend to gravitate toward brands that they recognize, trust, and feel a connection with [3], [4]. This connection may be based on a variety of factors, including past experiences, brand reputation, perceived quality, or even social influence. For example, when consumers perceive a brand as being reliable and socially responsible, they are more likely to support that brand even if alternative products are available at lower prices. This loyalty can be attributed to the psychological comfort that strong branding offers a sense of consistency and reliability in an unpredictable marketplace. Furthermore, branding also plays a critical role in reducing the perceived risk associated with a purchase, especially in categories where the consumer has limited prior knowledge or experience.

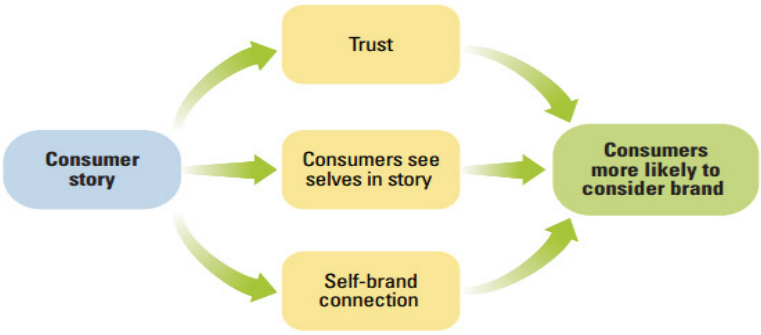

Figure 1: Represents The Consumer Preference for Storytelling.

Brand mapping complements branding strategy by providing a data-driven foundation for making informed marketing decisions. Figure 1 represents the consumer preference for storytelling. It allows businesses to pinpoint exactly where their brand stands in the consumer's mind and adjust accordingly. For instance, if a brand is perceived as low in quality but high in affordability, it may choose to invest in product improvements or reposition itself to highlight other strengths such as sustainability or innovation [5]. This process helps bridge the gap

between brand intention and consumer perception, which is essential for driving positive purchase decisions. Additionally, brand mapping can highlight which attributes are most valued by consumers in a given market segment, enabling brands to emphasize those features in their communications and offerings.

The digital age has further intensified the importance of branding and brand perception. With the proliferation of online platforms, consumers now have unprecedented access to information, reviews, and peer opinions. A single negative review or social media post can dramatically affect a brand's image, while a well-executed branding campaign can go viral and generate significant positive attention [6]. In this context, brand authenticity and transparency have become more important than ever. Consumers today are more informed and discerning, expecting brands to not only deliver on their promises but also to engage in ethical, sustainable, and socially responsible practices. A well-crafted branding strategy that communicates these values effectively can foster deeper consumer engagement and loyalty. Moreover, the emotional and psychological dimensions of branding have a profound influence on consumer decision-making. Modern branding strategies often seek to create a narrative or lifestyle that consumers can relate to or aspire to. By doing so, they turn the act of purchasing into a form of self-expression [7], [8]. For example, buying from a luxury brand may be associated with status and prestige, while purchasing from a sustainable brand may reflect personal values and ethical commitments. These associations are not accidental but are carefully cultivated through consistent branding efforts, storytelling, and customer experiences. In this way, branding becomes a powerful tool for shaping consumer identity and influencing purchase behavior at a deeper level.

It acts as a buffer against competition and market volatility, allowing brands to maintain their customer base even in times of change. Furthermore, branding strategies must evolve with changing consumer preferences, technological advancements, and cultural shifts. What appeals to one generation may not resonate with the next [9], [10]. Therefore, brands must stay attuned to these changes and adapt their strategies accordingly. For instance, the rise of Generation Z and Millennials, who are digital natives and value authenticity, inclusivity, and social impact, has prompted many brands to rethink their messaging and engagement strategies. Interactive content, influencer marketing, personalized communication, and corporate social responsibility initiatives are now central to many branding efforts. These strategies help brands remain relevant and maintain consumer interest in a dynamic and fast-paced marketplace.

Consumer purchase behavior itself is influenced by a complex interplay of factors, including psychological, social, cultural, personal, and situational variables. Branding and brand mapping intersect with many of these dimensions. From a psychological standpoint, branding can evoke feelings of trust, satisfaction, and loyalty. Socially, brands can influence group norms and peer behaviors. Culturally, certain brands may symbolize values or lifestyles that are highly regarded within specific communities [11]. On a personal level, consumers may choose brands that reflect their personality or self-image. And situationally, the context of a purchase such as urgency, availability, or promotional offers can interact with brand perceptions to drive decisions.

In light of these factors, it becomes evident that effective brand mapping and branding strategies are not just marketing tactics but essential business practices. They shape consumer perceptions, guide purchasing decisions, and ultimately influence business outcomes [12]. It requires a continuous process of market research, consumer feedback analysis, strategic planning, and creative execution. By examining current literature, industry case studies, and empirical data, it seeks to provide a comprehensive understanding of how businesses can align their branding efforts with consumer expectations and market dynamics. In doing so, it will

highlight best practices, emerging trends, and practical recommendations for developing more effective branding approaches that drive consumer engagement, loyalty, and long-term profitability.

2. LITERATURE REVIEW

H. Tao *et al.* [13] explained the world have seen significant behavioral as well as psychological effects from the COVID-19 epidemic. The result shows that consumer services firms must modify their business models to accommodate the significant shift in customer purchasing patterns. This review aims to delve deeper into the specific mechanisms through which brand mapping and branding strategies impact consumer purchase behavior. Their findings demonstrate that shifts in consumer purchasing patterns have a big influence on how business models for consumer services companies are designed. Their research offers consumer services firms a theoretical point of reference for creating business plans in the event of unforeseen emergencies.

X. Xu *et al.* [14] determined the impact of information disclosure on customers' purchasing decisions on the shared economy platform using empirical data from Airbnb in eight major U.S. locations. They establish a concave connection between room data and customer buying behavior with regard to information supplied by suppliers. When it comes to platform-posted information, customer purchasing behavior is favorably influenced by both platform recommendations and supplier verification data. To help consumers find and understand information more easily, reduce their sense of risk, build trust in both the providers and the platform, and encourage them to buy, our study recommends that platform owners improve how information is shown. This can be done either by adjusting the platform's design or by guiding providers on how to share information more clearly.

F. Wang *et al.* [15] determined the creating marketing material that better encourages customer purchasing habits has grown more and more important with the rise of content-driven social commerce. The linguistic characteristics of marketing material in nascent social commerce, however, and their impact on consumer purchasing decisions are yet unknown. On the other hand, linguistic content matching has a detrimental impact on the population. These results demonstrate the intentional use of language by content producers to create marketing materials that stimulate consumer buying patterns in the nascent field of social commerce. Both the theoretical and practical ramifications of this work are significant.

P. Ebrahimi *et al.* [16] explored how social network marketing (SNM) affects consumer purchasing behavior (CPB), specifically on Facebook Marketplace. To analyze this, the researchers used a new method that combined unsupervised machine learning with structural equation modeling (SEM). The results showed that all elements of SNM such as entertainment, personalization, customer engagement, word-of-mouth (WoM), and staying on trend had a clear and positive effect on consumer buying behavior. Additionally, the study used K-means clustering and hierarchical clustering to group customers based on their behaviors and demographic traits. As a result, nine unique customer segments were identified. This finding suggests that each group may respond better to different marketing strategies. Therefore, marketing managers can tailor their offerings by presenting specific products, services, or options that match the needs and preferences of each distinct group.

3. DISCUSSION

Brand mapping plays a pivotal role in understanding how consumers perceive and compare different brands in a given market. It serves as a visual representation of how various brands are positioned based on attributes such as quality, price, innovation, emotional appeal, and user

satisfaction. These brand maps are generated through consumer surveys, focus groups, and market analysis, making them a reliable tool for gauging public sentiment and positioning. When a consumer considers making a purchase, they subconsciously assess available options based on their perceived position on this mental map. For instance, a brand mapped as high-quality and affordable will often be favored over one perceived as expensive and unreliable. The cognitive ease with which consumers can recall and evaluate a brand significantly influences their purchase decision [17], [18]. Brand mapping not only helps companies understand how they are currently viewed but also offers insight into how repositioning efforts might alter consumer choices. If a gap in the market is identified say, for a brand that offers premium quality at mid-range pricing a company can reposition its branding strategy to fulfill that unmet need. Moreover, brand mapping can clarify competitive advantages. By identifying where a brand stands in comparison to competitors, businesses can reinforce their strengths or address weaknesses. This proactive approach aids in refining product development, pricing strategies, and marketing campaigns to ensure alignment with consumer expectations and market demand.

3.1.Core Elements of Branding Strategy and Their Influence:

A successful branding strategy incorporates several key components brand identity, consistency, emotional connection, perceived value, and customer experience all of which influence consumer purchasing behavior in various ways. Brand identity is the unique combination of visuals, messaging, tone, and values that a company communicates to consumers. This identity serves as the foundation for recognition and loyalty. A strong, consistent brand identity enables consumers to form immediate associations and expectations, which simplifies the decision-making process. For example, the use of consistent colors, typography, and messaging across platforms allows consumers to easily recognize a brand and recall their previous experiences with it. Consistency across all touchpoints such as advertising, packaging, social media, customer service, and retail experience is critical. Inconsistent messaging can lead to confusion and a breakdown in consumer trust. For instance, if a brand portrays itself as environmentally conscious but engages in wasteful practices, it risks damaging its credibility. Trust and credibility are crucial in influencing consumer decisions, particularly for repeat purchases.

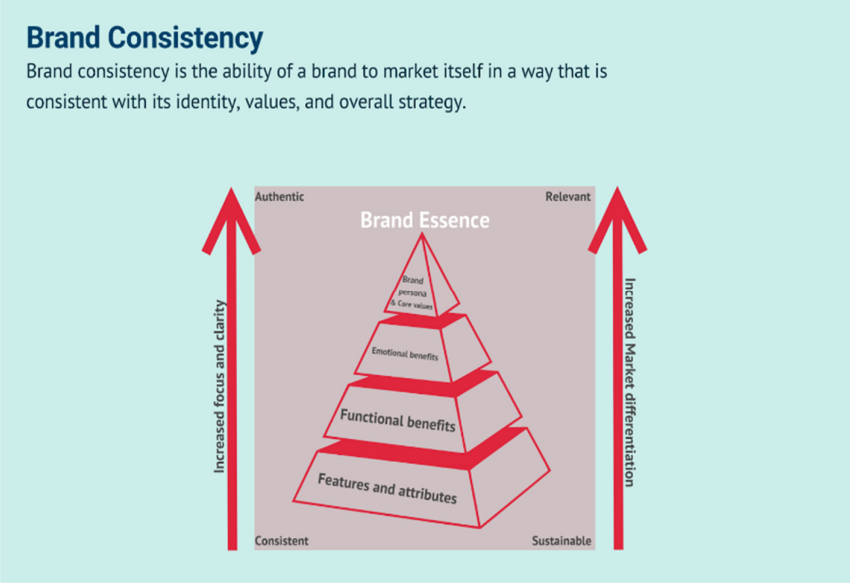

Figure 2: Illustrates The Increased Market Differentiation.

Emotional connection is another powerful element. Consumers are not purely rational decision-makers; they are driven by feelings and personal values. Figure 2 illustrates the increased market differentiation. Brands that evoke strong emotional responses such as nostalgia, happiness, pride, or a sense of belonging can foster deeper loyalty. Campaigns that align with causes important to the consumer, or which tell compelling human stories, often have a stronger influence on consumer purchasing patterns than those that only promote functional benefits. Perceived value refers to the consumer's evaluation of a product's worth relative to its cost. Branding can significantly enhance this perception. For example, luxury brands use strategic branding to justify premium prices by associating their products with exclusivity, craftsmanship, and status. Even when functional differences between products are minimal, branding can tip the scales by creating a perception of superior value [19], [20]. Customer experience, both online and offline, also reinforces branding. A positive, seamless, and personalized interaction with a brand can result in stronger brand affinity. Whether it's fast delivery, responsive customer service, or a user-friendly interface, these elements contribute to the overall brand experience and ultimately shape purchasing decisions.

3.2.Impact of Digital Transformation on Branding and Consumer Behavior:

The rise of digital platforms has drastically transformed how brands interact with consumers and how purchasing decisions are made. Online brand presence is now a critical component of overall branding strategy, and digital brand mapping has emerged as an important complement to traditional methods. Through digital channels such as websites, social media, and e-commerce platforms brands can engage directly with consumers, respond to feedback in real-time, and create personalized experiences. Social media, in particular, plays a dual role: it is both a communication tool for brands and a platform where consumers express opinions and influence others. Reviews, influencer endorsements, and user-generated content all serve to shape brand perception in the digital space.

The availability of vast data on consumer behavior enables brands to refine their strategies with great precision. Tools like web analytics, AI-driven customer profiling, and sentiment analysis help companies understand what consumers want and how they feel about the brand. This real-time feedback loop allows for agile brand strategy adjustments, making branding more dynamic and responsive than ever before. Moreover, digital branding allows for hyper-targeted advertising, where consumers are exposed to brand messages tailored to their demographics, interests, and browsing behavior. This personalized approach makes brand interactions more relevant and persuasive, increasing the likelihood of a purchase. However, digital exposure also brings risks. A single negative customer experience shared online can go viral, harming the brand's image. This means that transparency, authenticity, and responsiveness are more critical than ever. Brands must invest in reputation management and ensure that their digital branding efforts reflect their core values truthfully and consistently.

3.3.Consumer Psychology and the Branding-Purchase Behavior Link:

Consumer psychology is central to understanding the relationship between branding and purchasing behavior. The theory of brand equity suggests that consumers are willing to pay more for a product from a brand they trust or admire because of the added emotional and symbolic value it represents. Cognitive biases such as brand loyalty, confirmation bias, and the halo effect play important roles in consumer decision-making. Brand loyalty leads consumers to stick with brands they have had positive experiences with, even when better or cheaper alternatives exist. Confirmation bias reinforces existing beliefs about a brand, causing consumers to interpret new information in a way that supports their preconceptions. The halo effect causes consumers to assume that because a brand is good in one area (e.g., quality), it

must also be good in others (e.g., sustainability or customer service). Brand personality also influences purchasing behavior. Just like individuals, brands can have personalities fun, serious, sophisticated, eco-conscious, rebellious, etc. Consumers often select brands whose personality aligns with their own self-concept or aspirational identity [21], [22]. This alignment strengthens the emotional bond between the consumer and the brand, which translates into stronger purchasing intent and repeat business. Perceptions formed during early brand encounters also significantly influence future purchase decisions. If initial interactions are positive such as receiving a high-quality product, fast service, or enjoyable brand messaging consumers are more likely to return. Thus, first impressions are crucial and must be managed carefully through consistent and deliberate branding strategies.

3.4.Case Examples and Industry Insights:

Numerous real-world examples illustrate how brand mapping and branding strategies directly influence consumer buying behavior. For instance, Apple Inc. positions its brand around innovation, premium quality, and lifestyle. Through strategic branding and consistent messaging, Apple has cultivated a loyal customer base willing to pay premium prices for its products. Its brand map would show strong positioning on innovation, design, and user experience, which directly influence consumers who seek technology that is both functional and fashionable. Similarly, Nike has established its brand around performance, empowerment, and social advocacy. Through compelling storytelling, sponsorships, and a bold brand voice, Nike connects emotionally with consumers and motivates them to engage with the brand beyond just product purchases. The brand's position on athletic performance and social consciousness has made it a symbol of aspiration for a broad demographic. In the food and beverage sector, brands like Coca-Cola have successfully used emotional branding to influence purchasing behavior. Rather than focusing solely on the taste of the drink, Coca-Cola promotes messages of happiness, togetherness, and nostalgia. This emotional connection reinforces the brand's place in consumers' lives and helps sustain high levels of brand recall and loyalty, despite stiff competition. Emerging brands are also leveraging brand mapping to find and exploit market niches. For example, eco-friendly startups are positioning themselves on brand maps in relation to sustainability and ethical sourcing. By identifying gaps in environmentally conscious offerings, these brands create distinct market space that attracts consumers aligned with green values.

3.5.Strategic Recommendations for Businesses:

Understanding consumer perceptions is foundational. Regular brand mapping exercises help monitor brand positioning and guide strategy adjustments. Develop a Consistent and Authentic Brand Identity: Align all touchpoints from advertising to customer service with a cohesive brand image that resonates with target audiences. Connect with consumers on a deeper level through storytelling, cause marketing, and values-driven branding that reflects shared ideals. Adopt data-driven approaches to track brand performance, consumer sentiment, and behavioral trends to stay agile and relevant. Ensure that every consumer interaction contributes positively to brand perception, from online interfaces to in-store experiences. Adapt to Changing Consumer Expectations: Continuously evaluate and evolve the brand to reflect societal changes, technological advances, and demographic shifts.

The relationship between brand mapping, branding strategies, and consumer purchasing behavior is both complex and dynamic. Figure 3 represents the consumer's emotions affect brands. Brand mapping provides critical insights into how a brand is perceived in the marketplace, while branding strategies shape that perception over time through deliberate communication and experience design.

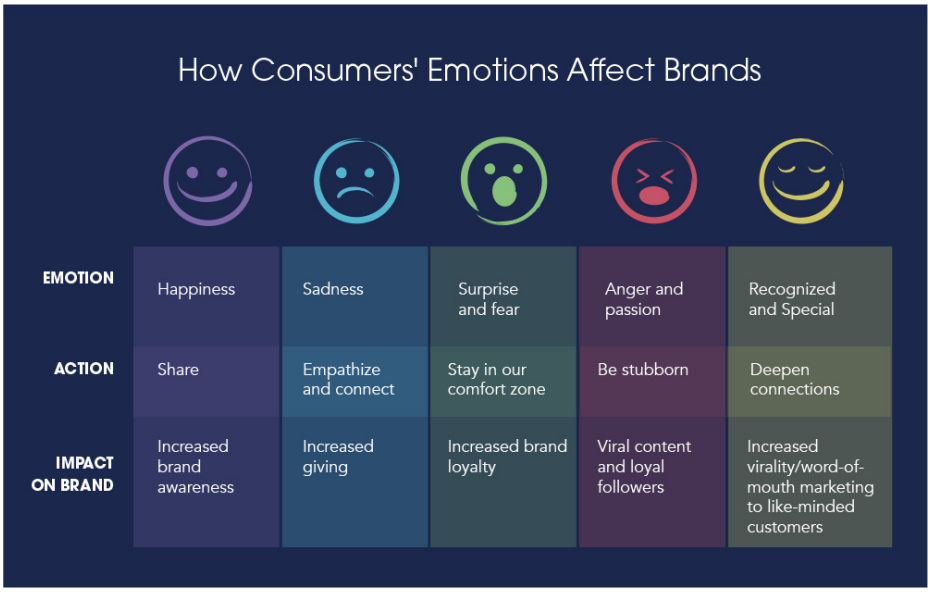

Figure 3: Represents The Consumers Emotions Affect Brands.

As consumers grow more informed and values-driven, branding must go beyond surface-level aesthetics and develop authentic, emotionally resonant identities that inspire loyalty and action. In an era where consumer attention is fragmented and competition is intense, companies that strategically manage their brand image are more likely to capture interest, influence decision-making, and drive sustained growth. Effective branding, grounded in robust mapping and real-time feedback, can be a powerful catalyst for not only increasing sales but also building lasting relationships with consumers.

4. CONCLUSION

The influence of brand mapping and branding strategies on consumer purchase behavior is both significant and multifaceted. Brand mapping provides businesses with a clear visual representation of their market positioning, helping them identify gaps, strengths, and areas for improvement in relation to competitors. This enables companies to tailor their offerings and communication in ways that align more closely with consumer expectations. At the same time, comprehensive branding strategies that emphasize consistency, emotional appeal, authenticity, and value creation play a pivotal role in shaping consumer perceptions. Consumers tend to gravitate toward brands that resonate with their personal values and deliver a consistent experience across various touchpoints. Moreover, effective branding contributes to increased brand recognition and loyalty, both of which are crucial in highly competitive markets. It builds trust, simplifies decision-making for consumers, and often justifies premium pricing through perceived value. These interactions contribute to forming long-lasting impressions that can influence buying behavior. Overall, the synergy between brand mapping and strategic branding efforts enables businesses to not only understand their current market position but also to enhance their appeal to target audiences. By continuously adapting these strategies to evolving consumer trends and feedback, companies can strengthen their brand equity and drive sustainable customer engagement. Therefore, businesses that prioritize and invest in these areas are more likely to succeed in influencing consumer purchasing decisions effectively.

REFERENCES:

[1] Z. Mo, Y.-F. Li, and P. Fan, "Effect of Online Reviews on Consumer Purchase Behavior," *J. Serv. Sci. Manag.*, 2015, doi: 10.4236/jssm.2015.83043.

[2] B. Shen, Y. Wang, C. K. Y. Lo, and M. Shum, "The impact of ethical fashion on consumer purchase behavior," *J. Fash. Mark. Manag.*, 2012, doi: 10.1108/13612021211222842.

[3] P. Ebrahimi, K. A. Hamza, E. Gorgenyi-Hegyes, H. Zarea, and M. Fekete-Farkas, "Consumer knowledge sharing behavior and consumer purchase behavior: Evidence from E-commerce and online retail in Hungary," *Sustain.*, 2021, doi: 10.3390/su131810375.

[4] W. Yang and J. Guo, "Consumers' Purchase Behavior Preference in E-Commerce Platform Based on Data Mining Algorithm," *Int. J. Circuits, Syst. Signal Process.*, 2022, doi: 10.46300/9106.2022.16.75.

[5] F. Arbabi, S. M. Khansari, A. Salamzadeh, A. Gholampour, P. Ebrahimi, and M. Fekete-Farkas, "Social Networks Marketing, Value Co-Creation, and Consumer Purchase Behavior: Combining PLS-SEM and NCA," *J. Risk Financ. Manag.*, 2022, doi: 10.3390/jrfm15100440.

[6] Y. Yan, B. Lu, and T. Xu, "Exploring the Relationship between Host Self-Description and Consumer Purchase Behavior Using a Self-Presentation Strategy," *Systems*, 2023, doi: 10.3390/systems11080430.

[7] R. K. Srivastava and S. Wagh, "Factors impacting consumer purchase behaviour for pharmaceutical products," *Int. J. Healthc. Manag.*, 2020, doi: 10.1080/20479700.2017.1348004.

[8] N. Zhang and X. Zheng, "Agent-based simulation of consumer purchase behaviour based on quality, price and promotion," *Enterp. Inf. Syst.*, 2019, doi: 10.1080/17517575.2019.1654133.

[9] S. Bin, "Social Network Emotional Marketing Influence Model of Consumers' Purchase Behavior," *Sustain.*, 2023, doi: 10.3390/su15065001.

[10] C. Wang, S. Liu, S. Zhu, and Z. Hou, "Exploring the effect of the knowledge redundancy of online reviews on tourism consumer purchase behaviour: based on the knowledge network perspective," *Curr. Issues Tour.*, 2023, doi: 10.1080/13683500.2022.2142097.

[11] A. Minnema, T. H. A. Bijmolt, and M. C. Non, "The impact of instant reward programs and bonus premiums on consumer purchase behavior," *Int. J. Res. Mark.*, 2017, doi: 10.1016/j.ijresmar.2016.08.001.

[12] R. Srivastava, "Will music with or without fragrance in retail stores increase consumer purchase behaviour in emerging markets?," *Int. J. Emerg. Mark.*, 2023, doi: 10.1108/IJOEM-10-2021-1533.

[13] H. Tao, X. Sun, X. Liu, J. Tian, and D. Zhang, "The Impact of Consumer Purchase Behavior Changes on the Business Model Design of Consumer Services Companies Over the Course of COVID-19," *Front. Psychol.*, 2022, doi: 10.3389/fpsyg.2022.818845.

[14] X. Xu, S. Zeng, and Y. He, "The impact of information disclosure on consumer purchase behavior on sharing economy platform Airbnb," *Int. J. Prod. Econ.*, 2021, doi: 10.1016/j.ijpe.2020.107846.

[15] F. Wang, H. Xu, R. Hou, and Z. Zhu, "Designing marketing content for social commerce to drive consumer purchase behaviors: A perspective from speech act theory," *J. Retail. Consum. Serv.*, 2023, doi: 10.1016/j.jretconser.2022.103156.

[16] P. Ebrahimi, M. Basirat, A. Yousefi, M. Nekmahmud, A. Gholampour, and M. Fekete-farkas, "Social Networks Marketing and Consumer Purchase Behavior: The Combination of SEM and Unsupervised Machine Learning Approaches," *Big Data Cogn. Comput.*, 2022, doi: 10.3390/bdcc6020035.

[17] F. C. Ming, N. H. M. Hasan, S. M. Rahmat, and N. 'Aini Abenoh, "Consumer Purchase Behaviour Towards Online Grocery in Melaka," *Int. J. Business, Econ. Law*, 2020.

[18] D. Kalra, S. Sharma, and A. Patel, "A Review on Impact of Digital Marketing on Consumer Purchase Behaviour," *J. Sci. Researc &Technology*, 2023.

[19] F. Fakhreddin and P. Foroudi, "Instagram Influencers: The Role of Opinion Leadership in Consumers' Purchase Behavior," *J. Promot. Manag.*, 2022, doi: 10.1080/10496491.2021.2015515.

[20] Q. H. Do and T. Van Trang, "An approach based on machine learning techniques for forecasting vietnamese consumers' purchase behaviour," *Decis. Sci. Lett.*, 2020, doi: 10.5267/j.dsl.2020.5.004.

[21] A. P. Sharma, "Consumers' purchase behaviour and green marketing: A synthesis, review and agenda," 2021. doi: 10.1111/ijcs.12722.

[22] R. Kusumah, "Analyze the Effect of Trust, Price, Quality and Perceived Risk Toward Consumer Purchase Behavior in Online Shops Instagram," *J. Berk. Ilm. Efisiensi*, 2015.

CHAPTER 5

REVIEW OF THE LIMITATIONS OF THE CAPITAL ASSET PRICING MODEL AND APPROACHES

[1]Smit Rajkotia, [2]Shrey Mehta, [3]Harsh Udeshi, [4]Dr. Chetana Asbe
[1,2,3]Student, [4]Faculty
[1.2,3,4]Department of ISME
[1.2,3,4]ATLAS SkillTech University, Mumbai
Email: [1]smit.rajkotia.mba2022@atlasskilltech.university , [2]shrey.mehta.mba2022@atlasskilltech.university , [3]harsh.udeshi.mba2022@atlasskilltech.university , [4]chetana.asbe@atlasuniversity.edu.in

ABSTRACT:
Despite its widespread use, Capital Asset Pricing Model (CAPM) is constrained by several limitations that challenge its real-world applicability. Key assumptions of the model such as the existence of a risk-free rate, market efficiency, homogeneous investor expectations, and a single-period investment horizon often diverge from actual market conditions. Additionally, empirical evidence has revealed inconsistencies in CAPM's ability to accurately predict returns, especially for assets with low beta values or small-cap stocks. These discrepancies suggest that CAPM may not fully capture the complexities of market behavior and risk factors. In response to these limitations, several alternative models and extensions have been proposed. Behavioral finance perspectives also offer insights into the psychological and irrational behaviors that CAPM overlooks. This review explores the core criticisms of CAPM and evaluates the effectiveness of various modifications and alternative approaches in addressing its shortcomings. Understanding these limitations and advancements is crucial for both academics and practitioners seeking to enhance investment decision-making and asset pricing accuracy in a complex and dynamic financial environment.

KEYWORDS:

Arbitrage Pricing Theory (APT), Beta Coefficient, Efficient Market Hypothesis (EMH), Multi-Factor Model, Systematic Risk.

1. INTRODUCTION

The CAPM is one of the most widely used and important models in modern financial economics. It was developed separately by William Sharpe (1964), John Lintner (1965), and Jan Mossin (1966). CAPM provides a clear and organized way to understand the link between the expected return of an investment and its risk. Because the model is simple and easy to understand, it has become a key tool in asset pricing, portfolio management, and corporate finance [1], [2].

The main idea of CAPM is that the return investors expect from an asset depends on how much it moves in line with the overall market, which is measured by a value called beta. The model claims that only market-related risk (systematic risk) matters to investors because other risks (unsystematic risks) can be reduced by holding a mix of different assets. In this way, CAPM reduces the complex process of pricing assets to a single-factor model that uses the market as the only source of risk and return.

Although the CAPM is simple and widely used, it has been criticized for its unrealistic assumptions and problems when tested in real situations. The model assumes that markets work perfectly, all investors are rational and avoid risk, and that everyone has the same information and expectations. It also depends on the idea that a risk-free interest rate exists and that all investors can borrow or lend money at that rate, which rarely happens in real life. Another issue

is that CAPM looks at investments as if they happen over one period, even though in reality, investment decisions often stretch over many time periods. While these assumptions help create a clear theory, they do not fully reflect how actual financial markets work [3].

To deal with the shortcomings of the CAPM, financial experts have created other models to better explain how asset prices behave. One of the most well-known is the Fama-French Three-Factor Model. This model includes two extra factors company size and value along with the usual market factor. These additions help explain certain patterns in real market data that the CAPM couldn't. Later on, the Carhart Four-Factor Model was introduced, which added a fourth factor called momentum. This factor is based on the idea that assets that have recently performed well often continue to do well for a short time [4], [5]. Instead, it posits that multiple macroeconomic and firm-specific factors can influence asset returns and that arbitrage opportunities will eliminate mispricing in an efficient market. APT allows for more flexibility in model construction and can be tailored to suit different asset classes or market environments, making it a valuable tool in both academic and practical applications.

Beyond these quantitative extensions, behavioral finance has emerged as a critical field in understanding the limitations of CAPM. Traditional financial theories, including CAPM, are grounded in the assumption of rational decision-making. However, behavioral finance challenges this notion by incorporating psychological insights into investor behavior. Research in this area has revealed that emotions, cognitive biases, and heuristics play a significant role in financial decision-making, often leading to irrational outcomes that deviate from the predictions of models like CAPM [6], [7]. These insights have profound implications for asset pricing models and suggest that a complete understanding of financial markets requires both quantitative rigor and behavioral insight. Moreover, the practical application of CAPM in areas such as capital budgeting, portfolio management, and performance evaluation has also been a topic of scrutiny. If the model's assumptions do not hold, the resulting cost of equity estimates may be inaccurate, potentially leading to suboptimal investment choices. Similarly, in portfolio management, CAPM underpins the concept of the efficient frontier and the separation theorem, which guides asset allocation strategies. However, if real-world conditions deviate from CAPM assumptions, these strategies may not yield the intended outcomes, thereby exposing investors to unexpected risks.

Another area where CAPM faces criticism is its dependence on historical data for estimating beta and market returns. These estimates can be highly sensitive to the chosen time frame, frequency of data, and market conditions, making them less reliable for forward-looking decision-making. Furthermore, the assumption of a static beta over time ignores the reality that an asset's risk profile can change due to evolving market dynamics, firm-specific developments, or macroeconomic shifts. This temporal instability undermines the predictive accuracy of CAPM and limits its utility as a long-term forecasting tool [8], [9]. The evolution of global financial markets has also highlighted the limitations of CAPM in capturing cross-border investment risks. The model is inherently domestic and does not account for factors such as currency risk, geopolitical uncertainty, or differences in market structure and regulation across countries. As investors increasingly diversify internationally, there is a growing need for asset pricing models that can accommodate the complexities of global financial integration. International versions of CAPM, such as the Global CAPM and the International CAPM, attempt to address these issues by incorporating additional risk factors relevant to international investments, but they too face empirical and theoretical challenges. Furthermore, the rise of technology-driven trading, algorithmic strategies, and machine learning techniques in finance has introduced new dimensions to market behavior that traditional models like CAPM are not equipped to handle. These innovations have significantly altered liquidity dynamics, price

discovery processes, and investor interactions, thereby necessitating a reevaluation of classical asset pricing models. In this context, researchers are increasingly exploring data-driven and adaptive modeling approaches that can respond to the rapidly changing financial landscape.

In summary, while the CAPM has provided a foundational understanding of the relationship between risk and return, its numerous assumptions and empirical shortcomings limit its practical application in contemporary finance. The emergence of alternative models, such as multi-factor models, APT, and behavioral frameworks, reflects the ongoing effort to develop more robust and realistic tools for asset pricing and investment analysis [10], [11]. A comprehensive review of CAPM's limitations, along with an exploration of the approaches developed to address them, is essential for financial researchers, practitioners, and policymakers. Such a review not only enhances theoretical understanding but also informs practical decision-making in a financial environment that is increasingly complex, dynamic, and globally interconnected. This paper aims to critically examine the limitations of the Capital Asset Pricing Model and explore the various models and methodologies developed to overcome these shortcomings. By doing so, it contributes to a more nuanced appreciation of the evolution of asset pricing theories and highlights the importance of continually adapting financial models to reflect the realities of the markets they seek to describe. The discussion will delve into theoretical critiques, empirical findings, and practical implications, offering a comprehensive perspective on the relevance and future of CAPM in modern financial analysis.

2. LITERATURE REVIEW

K. Safitri *et al.* [12] explained investments that are made to make a profit, and stocks are among the most popular financial investment options. Investors attempt to use a portfolio to diversify their investments to reduce the risk involved. Stock portfolios are investments made up of several stocks from different firms with the expectation that they would not lose money if the price of one stock drops while the price of the others rises. The Sharpe Index will be used for portfolio performance assessment to determine whether or not the created portfolio has performed well.

M. H. Hazny *et al.* [13] described the CAPM is one of the most widely used tools for understanding the relationship between risk and return in finance. This study focuses on evaluating how CAPM works within the context of Shariah-compliant investing. It looks into the model's main assumptions and how they apply to Islamic financial principles. The results show that an Islamic version of the CAPM can be a useful and suitable way to examine the link between risk and return in Islamic stock markets. This study contributes new knowledge by offering a clear algorithm and mathematical explanation of the Islamic CAPM something that has been missing in previous Islamic finance research. It also introduces a fresh approach to pricing Islamic financial assets using established theories like CAPM and Markowitz's mean-variance framework, while staying in line with Shariah rules.

A. Maharani and I. M. Narsa [14] determined earlier research by adding intellectual capital to the Capital Asset Pricing Model (CAPM) and using better measures to assess intellectual capital. It shows that intangible assets, like intellectual capital, can help in predicting stock returns using size and value-based approaches. The results reveal a strong link between extra stock returns, intellectual capital, and the six-factor CAPM. A robustness test supports these findings, showing that intellectual capital is a valuable intangible asset. This study adds to the existing research by highlighting the role of intellectual capital in asset pricing models. It offers helpful insights for investors, especially when making investment choices in developing stock markets.

R. C. Merton [15] determined that how many investors behave when they can trade at any time and aim to get the most benefit from their spending over their lifetime. It creates a long-term version of the capital market model. The asset demand formulas that come from this model show that, unlike in one-period models, current investment decisions are influenced by the uncertainty of future investment options. Unlike the traditional Capital Asset Pricing Model (CAPM), this approach shows that the expected returns of risky assets can differ from the return on risk-free assets even if those risky assets don't carry market-wide or systematic risk. This happens because, in this model, expected returns are calculated after combining all investor demands and ensuring the markets balance.

S. Kumar *et al.* [16] explained a bibliometric summary that takes a fresh look at how the Sharpe–Treynor–Lintner–Mossin CAPM has appeared in financial studies over time. The CAPM, a widely known model now in its sixth decade, is analyzed by identifying the most important and active researchers linked to it. The study uses publication counts and citation data to explore how relevant and widely used the model still is today. A range of bibliometric tools and a systematic review of past studies were used to complete this analysis. The results show that the basic ideas and assumptions of the CAPM remain central to the existing research in this area. By reviewing different themes and topic groups that have formed in the literature, the study also provides suggestions on where CAPM research might be headed and how the model could continue to be used in the future.

3. DISCUSSION

While these assumptions provide a clear theoretical structure, they often diverge significantly from real-world market dynamics. In practice, risk-free assets rarely exist, and borrowing typically involves interest rates significantly above lending rates, making the assumption unrealistic. However, empirical observations frequently reveal that investors behave irrationally, influenced by psychological biases and emotions [17], [18]. CAPM assumes a single-period investment horizon, which does not align with the behavior of most investors who operate over multiple periods and adjust their portfolios dynamically. In reality, information asymmetry, insider trading, and differences in investor access to data undermine this assumption. These theoretical limitations weaken the applicability of CAPM to real investment scenarios and raise doubts about its predictive power.

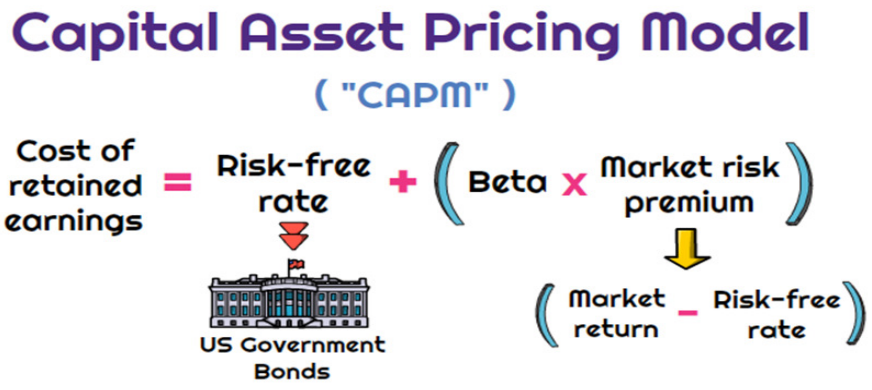

Figure 1: Illustrates The Capital Asset Pricing Model (CAPM) Formula, Which Is Used to Estimate the Cost of Retained Earnings or The Expected Return On an Investment Based On Its Risk.

Figure 1 shows the Capital Asset Pricing Model (CAPM) formula, which helps estimate the expected return on an investment or the cost of retained earnings based on the level of risk

involved. The formula is: Risk-free rate + Beta × Market risk premium. The risk-free rate, usually based on returns from U.S. government bonds, represents the return on an investment with almost no risk. Beta is a measure that shows how much an asset's value moves in relation to the market it reflects the asset's risk compared to the market. The market risk premium is the extra return investors expect for choosing a riskier investment over a risk-free one and is calculated by subtracting the risk-free rate from the expected return of the market. This model helps investors decide whether the return from a stock or asset is worth the level of risk they are taking [19].

These patterns are persistent across time and markets and cannot be explained by beta. The presence of these anomalies suggests that additional factors beyond market risk influence asset returns, necessitating the development of more comprehensive models.

3.1.Practical Challenges in Applying CAPM:

In practical financial analysis, the implementation of CAPM presents several challenges. One major issue is the estimation of inputs. Beta, a central component of the model, is calculated based on historical data, which may not reflect future risk accurately. Beta values are also sensitive to the length and frequency of the data used, creating inconsistencies across different estimation periods. Moreover, an asset's beta is not constant and can change over time due to shifts in the company's operations or market conditions. This dynamic nature of beta complicates its use as a reliable risk measure. Furthermore, estimating the risk-free rate also poses difficulties, especially during periods of low or negative interest rates, as seen in recent years in several developed economies.

3.2.Alternative Models Addressing CAPM's Limitations:

To address the shortcomings of CAPM, several alternative models have been proposed that incorporate additional risk factors. The Fama-French Three-Factor Model (1993) extends CAPM by adding size and value factors to the market risk factor. By doing so, it captures the excess returns associated with small-cap stocks and value stocks that CAPM fails to explain. The model has shown improved empirical performance across various markets and asset classes, making it a widely accepted alternative. Building on this, the Carhart Four-Factor Model introduces a momentum factor, acknowledging that stocks with strong recent performance tend to continue performing well in the short term [20]. This addition helps explain another anomaly that CAPM overlooks and has further improved model accuracy. Other multi-factor models include variables such as profitability, investment patterns, and liquidity, allowing for an even more nuanced understanding of asset returns.

3.3.Role of Behavioral Finance in Critiquing CAPM:

Behavioral finance has contributed significantly to the critique of CAPM by challenging its foundational assumption of rational investor behavior. Behavioral economists argue that psychological factors and cognitive biases often influence financial decisions. Investors may exhibit overconfidence, loss aversion, and herding behavior, leading to asset price movements that deviate from those predicted by CAPM. For example, overreaction to news or excessive optimism can create asset bubbles, while panic selling during market downturns may result in sharp declines that are not justified by fundamentals. Behavioral models incorporate these elements to provide a more realistic explanation of investor behavior and market outcomes. They highlight that markets are not always efficient and that irrational behavior can persist for extended periods. This perspective complements the quantitative focus of traditional asset pricing models and encourages the development of hybrid models that combine rational and behavioral components for a more complete view of financial markets.

3.4.International and Global CAPM Extensions:

CAPM was initially formulated within a domestic context, assuming that investors only consider domestic assets. However, the globalization of financial markets has necessitated the development of international versions of the model. The International CAPM (ICAPM) and Global CAPM incorporate exchange rate risks and global market integration to account for the additional complexities faced by international investors. These models recognize that investors diversify across borders and face risks not present in purely domestic settings. ICAPM, for example, includes currency risk premiums, acknowledging that fluctuations in exchange rates can significantly impact returns on foreign investments. These extensions are particularly relevant for multinational corporations, global investment funds, and sovereign wealth funds. Despite their broader scope, these models also face empirical and practical limitations, such as the difficulty of measuring global risk premiums and accounting for varying regulatory environments.

3.5.Technological Advances and the Future of Asset Pricing Models:

Advancements in data science and technology are transforming the landscape of asset pricing. Machine learning and artificial intelligence techniques allow for the processing of large datasets and the identification of complex, non-linear relationships between variables. These approaches offer the potential to build more adaptive and responsive asset pricing models that can better capture changing market dynamics. Unlike traditional models, machine learning models do not rely on predefined assumptions about the form of relationships between variables. Instead, they learn patterns from data, making them suitable for modeling complex and evolving financial environments. However, these models also pose challenges, such as overfitting, lack of interpretability, and the requirement for large amounts of clean and reliable data. Despite these hurdles, the integration of technology into finance is expected to play a growing role in refining asset pricing models and enhancing decision-making.

3.6.Implications for Investors and Financial Practitioners:

Understanding the limitations of CAPM and the availability of alternative models is crucial for investors, portfolio managers, and corporate decision-makers. Relying solely on CAPM may lead to incorrect estimations of expected returns and mispricing of assets, which can result in suboptimal investment decisions.

By incorporating multi-factor models or behavioral insights, financial practitioners can achieve more accurate risk assessments and better align their strategies with market realities. Regulatory bodies and academic institutions must consider the evolving nature of financial markets and update their guidelines and curricula accordingly. Financial education should include a critical evaluation of foundational models like CAPM, along with exposure to newer methodologies and technologies that reflect current market practices. This holistic approach will prepare future finance professionals to navigate a complex and rapidly changing environment.

3.7.Continuous Evolution and Need for Integrated Models:

As financial markets evolve, so too must the models used to understand them. The limitations of CAPM underscore the need for continuous innovation in asset pricing theory. Future models must integrate insights from various disciplines, including economics, psychology, data science, and international finance. A more interdisciplinary approach can address the multi-dimensional nature of risk and return in modern markets. Integrated models that combine traditional risk factors, behavioral elements, and data-driven techniques hold promise for

achieving more accurate and robust asset pricing. These models can be dynamic, adjusting to new information and market conditions in real time. Such adaptability is essential in an era characterized by rapid technological change, global financial interconnectedness, and heightened economic uncertainty.

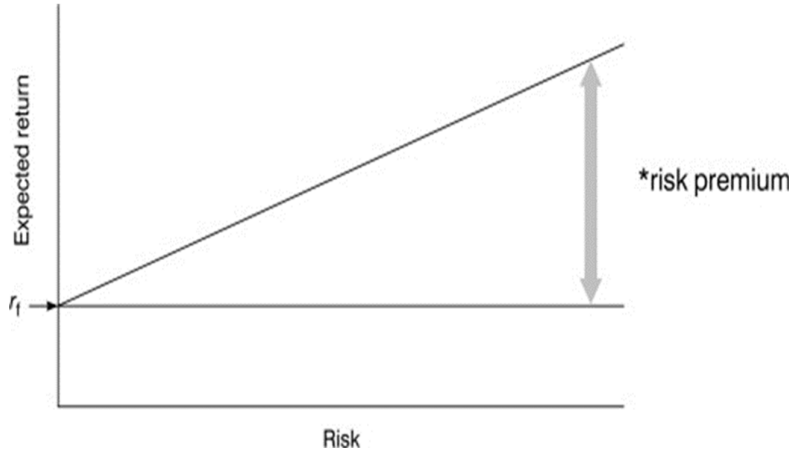

Figure 2: Represents The Core Concept of the Capital Asset Pricing Model (CAPM) Through A Graph Plotting Expected Return Against Risk.

Figure 2 explains the main idea of the Capital Asset Pricing Model (CAPM) using a graph that shows the link between expected return and risk. On the horizontal axis is risk, measured by beta, and on the vertical axis is the expected return of an investment. The graph begins at the risk-free rate (rf), which is the return from a completely safe investment like a government bond. As the level of risk increases, the expected return also rises in a straight line. The vertical gap between the risk-free rate and any point on the line for a specific asset shows the risk premium this is the extra return investors expect for taking on more risk. This straight-line pattern highlights a key idea in CAPM: if an investment has more risk, it should offer a higher expected return.

Its inability to explain anomalies, practical estimation issues, and failure to account for behavioral and global factors limit its utility. In response, alternative models like the Fama-French and Carhart models, Arbitrage Pricing Theory, and behavioral finance frameworks have emerged, offering more comprehensive explanations of asset returns. The incorporation of machine learning and international perspectives further enriches the asset pricing landscape. For practitioners and academics alike, it is essential to move beyond CAPM and adopt a more flexible, inclusive, and data-informed approach to understanding financial markets. This shift will ensure better investment decisions, improved risk management, and more effective financial strategies in the face of continuous change.

4. CONCLUSION

Its practical relevance is hindered by several inherent limitations, including unrealistic assumptions such as market efficiency, a constant risk-free rate, investor rationality, and a single-period investment horizon. Empirical studies have frequently challenged the predictive power of CAPM, particularly when applied to diverse asset classes or during periods of market instability. Moreover, the Arbitrage Pricing Theory (APT) expands the risk framework by considering multiple macroeconomic and firm-specific factors without relying on a market portfolio. Behavioral finance also provides valuable perspectives by highlighting the impact of psychological biases and investor irrationality, factors largely ignored by traditional models like CAPM. While no single model offers a complete solution, a combination of quantitative

and behavioral approaches can lead to better risk assessment and investment decisions. In sum, although CAPM remains a foundational concept in finance, recognizing its limitations and adopting more comprehensive tools is essential for achieving realistic and effective financial analysis in today's complex market environment. Ongoing refinement of asset pricing models is critical for aligning theoretical predictions with actual investor behavior and market performance.

REFERENCES:

[1] A. C. S. Ganz, J. O. Schlotefeldt, and M. M. Rodrigues, "Corporate governance and capital asset pricing models," *Rev. Adm. Mackenzie*, 2020, doi: 10.1590/1678-6971/eRAMF200010.

[2] E. K. Kayo, R. Martelanc, E. O. Brunaldi, and W. E. da Silva, "Capital asset pricing model, beta stability, and the pricing puzzle of electricity transmission in Brazil," *Energy Policy*, 2020, doi: 10.1016/j.enpol.2020.111485.

[3] P. Fernandez, "The capital asset pricing model," in *Economic Ideas You Should Forget*, 2017. doi: 10.1007/978-3-319-47458-8_19.

[4] L. T. Phuoc, "Jensen's alpha estimation models in capital asset pricing model," *J. Asian Finance. Econ. Bus.*, 2018, doi: 10.13106/jafeb.2018.vol5.no3.19.

[5] M. Al-Dwiry and W. Amira, "BETA INVERSION EFFECT OF COVID-19 PANDEMIC USING CAPITAL ASSET PRICING MODEL," *J. Gov. Regul.*, 2023, doi: 10.22495/jgrv12i1siart5.

[6] Y. C. Shih, S. S. Chen, C. F. Lee, and P. J. Chen, "The evolution of capital asset pricing models," *Rev. Quant. Financ. Account.*, 2014, doi: 10.1007/s11156-013-0348-x.

[7] F. Black, M. C. Jensen, and M. Scholes, "The Capital Asset Pricing Model: Some Empirical Tests," *Stud. Theory Cap. Mark.*, 1972, doi: 10.2139/ssrn.908569.

[8] A. I. Offiong, H. B. Riman, H. W. Mboto, E. I. Eyo, and D. G. Punah, "Capital asset pricing model (CAPM) and the Douala stock exchange," *Int. J. Financ. Res.*, 2020, doi: 10.5430/IJFR.V11N5P191.

[9] A. R. Horenstein, "The unintended impact of academic research on asset returns: The capital asset pricing model alpha," *Manage. Sci.*, 2021, doi: 10.1287/mnsc.2020.3635.

[10] T. Bollerslev, R. F. Engle, and J. M. Wooldridge, "A Capital-Asset Pricing Model with Time-varying Covariances," in *Arch*, 2023. doi: 10.1093/oso/9780198774310.003.0011.

[11] K. Khudoykulov, "Asset-pricing models: A case of Indian capital market," *Cogent Econ. Financ.*, 2020, doi: 10.1080/23322039.2020.1832732.

[12] K. Safitri, T. Tarno, and A. Hoyyi, "PENGUKURAN KINERJA PORTOFOLIO OPTIMAL SAHAM LQ45 MENGGUNAKAN METODE CAPITAL ASSET PRICING MODEL (CAPM) DAN LIQUIDITY ADJUSTED CAPITAL ASSET PRICING MODEL (LCAPM)," *J. Gaussian*, 2021, doi: 10.14710/j.gauss.v10i2.29414.

[13] M. H. Hazny, H. Mohamad Hasim, and A. Y. Yusof, "Mathematical modeling of a shariah-compliant capital asset pricing model," *J. Islam. Account. Bus. Res.*, 2020, doi: 10.1108/JIABR-07-2016-0083.

[14] A. Maharani and I. M. Narsa, "Six-factor plus intellectual capital in the capital asset pricing model and excess stock return: Empirical evidence in emerging stock markets," *Cogent Econ. Financ.*, 2023, doi: 10.1080/23322039.2023.2252652.

[15] R. C. Merton, "An Intertemporal Capital Asset Pricing Model," *Econometrica*, 1973, doi: 10.2307/1913811.

[16] S. Kumar, A. Kumar, K. U. Singh, and S. K. Patra, "The Six Decades of the Capital Asset Pricing Model: A Research Agenda," *J. Risk Finance. Manag.*, 2023, doi: 10.3390/jrfm16080356.

[17] D. U. A. Galagedera, "A review of capital asset pricing models," *Manag. Financ.*, 2007, doi: 10.1108/03074350710779269.

[18] Z. Xie, "A Literature Study on the Capital Asset Pricing Model," *BCP Bus. Manag.*, 2023, doi: 10.54691/bcpbm.v40i.4375.

[19] D. Andrei, J. Cujean, and M. Wilson, "The Lost Capital Asset Pricing Model," *Rev. Econ. Stud.*, 2023, doi: 10.1093/restud/rdad013.

[20] P. E. S. Pramono, D. Rudianto, F. Siboro, M. P. Abdul Baqi, and D. Julianingsih, "Analysis Investor Index Indonesia with Capital Asset Pricing Model (CAPM)," *APTISI Trans. Technopreneursh.*, 2022, doi: 10.34306/att.v4i1.218.

CHAPTER 6

EVALUATING HOW CONTENT MARKETING STRATEGIES INFLUENCE GROWTH IN THE TOURISM INDUSTRY GLOBALLY

[1]Annanya Mishra, [2]Prof. Ameya Ambulkar
[1]Student, [2]Faculty
[1.2]Department of ISME
[1.2]ATLAS SkillTech University, Mumbai
Email: [1]annanya.mishra.mba2022@atlasskilltech.university [2]ameya.ambulkar@atlasuniversity.edu.in

ABSTRACT:

Content marketing has emerged as a powerful tool in transforming how tourism destinations, services, and experiences are promoted to potential travelers. In an era where digital engagement and online visibility are critical, the tourism industry increasingly relies on compelling, informative, and targeted content to attract and influence travelers' decisions. This review explores the effectiveness of content marketing strategies in enhancing tourism growth by examining how various forms of digital content such as blogs, videos, social media posts, influencer collaborations, and destination storytelling impact tourist behavior and engagement. It investigates the role of emotional appeal, authenticity, and personalized messaging in building brand loyalty and encouraging destination visits. The study also highlights how content marketing helps in differentiating tourism offerings in a highly competitive market, enabling destinations to position themselves more effectively and reach specific target audiences. The review considers the contribution of user-generated content and interactive platforms in shaping perceptions and trust among travelers. By analyzing existing research and real-world case studies, the review identifies key trends and success factors in tourism-focused content marketing. It concludes that effective content strategies not only influence tourists' destination choices but also improve customer retention and word-of-mouth promotion. Furthermore, the paper emphasizes the importance of continuous content innovation, data-driven insights, and cross-platform consistency to maximize marketing impact. Ultimately, this review aims to provide tourism marketers, businesses, and policymakers with a comprehensive understanding of how content marketing drives tourism growth and enhances destination appeal in the digital age.

KEYWORDS:

Consumer Engagement, Content Strategy, Digital Visibility, Influencer Marketing, User-Generated Content.

1. INTRODUCTION

In today's highly digitalized global economy, the tourism industry has undergone a dramatic transformation driven by technological advancements and shifting consumer behavior. Among the many changes shaping this evolution, content marketing has emerged as one of the most influential strategies used by tourism-related businesses and destinations to attract, engage, and retain travelers. Content marketing involves the creation and distribution of valuable, relevant, and consistent content designed to inform, entertain, or inspire an audience with the ultimate goal of driving profitable customer action [1]. In the context of tourism, this approach includes a broad array of digital and non-digital formats, such as blogs, social media posts, travel videos, virtual tours, destination guides, email newsletters, and influencer collaborations. The rise of the internet, mobile connectivity, and social media platforms has significantly altered how

potential tourists gather information and make travel-related decisions. Instead of relying solely on traditional advertising or travel agencies, modern travelers seek out user-generated content, peer reviews, interactive media, and experiential storytelling to inform their choices. This shift has created an environment where content marketing not only supports brand awareness but also influences every stage of the customer journey, from inspiration and research to booking and post-trip sharing [2], [3]. Through emotionally resonant and visually compelling content, destinations can connect with travelers on a deeper level, thereby cultivating long-term loyalty and positive word-of-mouth promotion.

Content marketing is particularly advantageous for the tourism sector because of the inherently experiential and aspirational nature of travel. Travelers often make decisions based on emotions, desires, and lifestyle aspirations. Effective content leverages these motivators by painting vivid pictures of unique cultural experiences, breathtaking landscapes, and authentic encounters that differentiate one destination from another. It allows brands to transcend mere transactional advertising and become storytellers who share immersive narratives that resonate with targeted audiences. This narrative approach can significantly enhance perceived value and desirability, encouraging travelers to explore destinations they might not have otherwise considered.

The cost-effectiveness and measurable nature of digital content marketing make it especially attractive to tourism operators, particularly small and medium enterprises (SMEs) that may not have the budget for extensive traditional advertising campaigns. With tools like search engine optimization (SEO), social media metrics, and customer engagement analytics, tourism marketers can monitor the performance of their content strategies in real-time and adjust their approaches for better results. This adaptability is essential in a fast-changing market influenced by trends, seasons, global events, and evolving traveler expectations. The increasing importance of authenticity and trust in consumer decision-making further underscores the relevance of content marketing in tourism. Today's tourists are skeptical of overtly promotional content and prefer recommendations and narratives they perceive as genuine [4], [5]. This preference has given rise to user-generated content (UGC), where travelers share their own experiences via blogs, social media, and review sites. UGC not only provides social proof but also extends the reach of tourism content marketing efforts organically. The integration of influencer marketing has become a vital part of content strategies, enabling brands to tap into the established audiences of travel bloggers, vloggers, and social media personalities who often carry significant persuasive power.

Another key factor contributing to the effectiveness of content marketing in tourism is its ability to foster long-term engagement. Unlike one-time advertisements, content marketing builds relationships over time by consistently delivering relevant and engaging content. This sustained interaction helps keep destinations top-of-mind and encourages repeat visitation and brand advocacy. Furthermore, content can be tailored to different stages of the travel journey inspirational content for dreamers, informative content for planners, and personalized offers for bookers thereby enhancing the user experience and maximizing conversion potential. Content marketing also plays a strategic role in destination branding and differentiation. With countless destinations competing for attention, especially in the wake of global challenges such as the COVID-19 pandemic, effective content strategies help rebuild confidence, stimulate demand, and redefine tourism narratives [6]. For example, destinations that successfully used content marketing to showcase health and safety measures, promote domestic travel, or highlight lesser-known attractions were better positioned to recover and thrive during uncertain times. In this way, content marketing becomes not only a promotional tool but also a means of shaping public perception and resilience.

It is also important to note that technological innovations such as virtual reality (VR), augmented reality (AR), and interactive web features are expanding the possibilities of content marketing in tourism. These technologies offer immersive experiences that allow potential travelers to "try before they buy," providing a more tangible sense of place and sparking interest in real-life visits. The integration of these tools into content strategies reflects an evolving landscape where innovation, creativity, and user engagement drive success [7], [8]. In addition to driving tourism growth, content marketing contributes to sustainable tourism practices by promoting responsible travel behavior, supporting local communities, and educating tourists about environmental and cultural conservation. Informative content can raise awareness about local customs, ethical practices, and eco-friendly options, thereby aligning tourism growth with sustainability goals. As travelers become more conscientious, destinations that use content marketing to highlight their commitment to responsible tourism are likely to gain a competitive edge.

The global reach of digital content allows even remote or underrepresented destinations to gain visibility and attract international travelers. By crafting compelling stories that showcase their unique offerings, these destinations can overcome geographical limitations and establish a presence in the global tourism marketplace. This democratization of marketing potential is particularly significant for emerging economies and rural areas seeking to develop tourism as a means of economic growth and cultural exchange.

Despite its many advantages, content marketing in tourism also faces challenges, including content saturation, algorithm changes, audience fatigue, and the need for continuous innovation. To remain effective, tourism marketers must stay updated on trends, invest in quality content creation, and adopt data-driven strategies. Collaboration between tourism boards, local businesses, and content creators is essential to ensure cohesive messaging and mutual benefit. Additionally, cultural sensitivity, inclusivity, and ethical storytelling are critical to maintaining credibility and respecting diverse audiences. The effectiveness of content marketing in the tourism industry lies in its ability to connect, engage, and inspire [9], [10]. As travelers increasingly seek meaningful experiences and trustworthy information, content marketing provides a versatile and impactful approach to meeting these needs. Through strategic planning, creative execution, and ongoing optimization, tourism stakeholders can harness the power of content to drive growth, foster loyalty, and contribute to a vibrant and sustainable global travel landscape. The following sections of this review will delve deeper into specific content strategies, analyze case studies, and explore the measurable impact of content marketing on tourism industry outcomes.

2. LITERATURE REVIEW

M. Škare *et al.* [11] explained the COVID-19 pandemic has affected the global tourism industry. The study uses a method called panel structural vector auto-regression (PSVAR), developed by Pedroni in 2013, to analyze data from 1995 to 2019 across 185 countries. It also includes system dynamics modeling that uses real-time data related to COVID-19 to estimate the pandemic's impact. In the past, pandemics mostly affected tourism through isolated events in specific regions, and once local infections ended, tourism recovered quickly—often as soon as there were no more reported cases. However, COVID-19 is different. The global tourism industry is expected to take longer to recover than the usual recovery time of 10 months. To help the sector survive in 2020 and 2021, both private businesses and governments need to work together and provide support to maintain the tourism industry's capacity and operations. The COVID-19 outbreak has shown that the damage caused to the travel and tourism industry can be far greater than earlier studies suggested.

B. D. Suseno *et al.* [12] determined the halal supply chain impacts the halal tourism industry and contributes to economic growth. A quantitative approach was used to test this idea, and data was collected through questionnaires completed by participants. The respondents were small and medium-sized business owners (MSMEs) working in the tourism sector in Banten Province, Indonesia. A total of 113 participants were chosen using a purposive sampling method, and the data was analyzed using a structural equation model (SEM). The results show that the halal supply chain has a strong and positive influence on the halal tourism industry. Additionally, both the halal supply chain and the halal tourism industry play a role in supporting economic growth. These findings help expand the existing research by showing that the halal supply chain is a key factor in the development of halal tourism in Indonesia.

A. Xu *et al.* [13] described environmental issues caused by overdeveloping tourism-related activities have become more serious in recent years. The circular economy theory offers a useful approach to addressing these problems. Traditionally, the tourism industry follows a linear development model, which often creates a gap between how sustainable tourism is assessed and what happens in practice. This study highlights that gap and redefines the idea of making tourism eco-friendly by applying circular economy concepts. It introduces a new system for measuring eco-friendly tourism using the DPSIR model (Driver-Pressure-State-Impact-Response). The research evaluates how eco-friendly the tourism industry in China was from 2011 to 2019. Tools like the Thiel index and spatial correlation analysis were used to study trends in this area. The findings show that the proposed system can effectively track changes in the tourism industry's eco-friendliness and explain how it has evolved. The study also gives policy suggestions to help improve the development of eco-friendly tourism, considering different levels—from individual businesses to the national scale.

X. Chen and X. Ling [14] explained the rise of the digital economy has transformed the idea of "sharing," which has brought major changes to how innovation works in the tourism industry. This study focuses on 31 provinces, municipalities, and districts in China and uses four types of tourism-related data. Based on resource-based theory and dynamic capability theory, the study builds a model to explore how sharing resources affects innovation in the tourism industry. It sets out certain assumptions, explains how innovation is influenced and uses fixed effects and intermediary models to test these ideas with real data. The findings show that the model is both accurate and relevant. Sharing resources strongly encourages innovation in the tourism sector, and this effect remains consistent. Factors like the level of market development in tourism, the ability to innovate, and competitiveness help explain how resource sharing boosts innovation. The impact of resource sharing also varies across different regions. This study aims to understand how resource sharing influences tourism industry innovation in the digital age. Its conclusions offer helpful insights for local governments and regions looking to strengthen their tourism industry's innovation capabilities.

F. Achmad *et al.* [15] described the performance of the tourism industry relies heavily on having strong support systems and the involvement of key stakeholders. However, the specific role of these stakeholders in boosting tourism potential, especially in fast-changing environments, still needs more understanding. This study aims to find out what factors help improve the tourism industry and to create useful strategies for it. The research looks at how support systems, stakeholder involvement, and changing environmental conditions affect tourism industry performance. The support system includes elements such as telecommunication, electricity, transport, waste management, location, clean water, nearby industries, land use planning, hospitality, safety, and security. The study gathered data from 203 small business owners near tourist areas in Rembang Regency, Central Java, Indonesia. The results show that tourism in this area can perform better by focusing on improving land

use (spatial planning), access to clean water, and communication networks. This means both stakeholders and small businesses can benefit from investing in these support systems to succeed in the constantly changing tourism environment.

3. DISCUSSION

Content marketing in the tourism sector has evolved from traditional brochures and advertisements to a dynamic, digitally-driven strategy that influences every stage of the traveler's journey. With the rise of digital technologies, content has become the core of how travel-related decisions are made and experiences are shared. Today, tourism businesses and destinations leverage content to inspire, inform, engage, and retain travelers, creating emotional and psychological connections that extend beyond the physical journey. Modern travelers are more digitally connected and informed than ever before [16]. Before making travel decisions, consumers often conduct detailed research online, seeking inspiration from social media, blogs, videos, and reviews. This shift in behavior has elevated the importance of content marketing. Unlike traditional advertising, content marketing offers value by educating and entertaining, creating a pull rather than a push. Through well-crafted stories, guides, and visuals, destinations can influence travelers' perceptions, create desire, and foster loyalty.

Social media platforms such as Instagram, Facebook, TikTok, and YouTube have revolutionized how destinations market themselves. These platforms support a variety of content formats, from short-form videos to image galleries and live sessions. For tourism marketers, social media offers an opportunity to reach vast audiences with visually appealing and emotionally compelling content. Destinations that maintain active, creative, and engaging social media profiles often witness higher levels of engagement and visitation. Travel influencers also play a critical role. Their followers perceive their content as authentic and trustworthy. Collaborations between tourism boards and influencers often result in increased visibility and credibility. Moreover, user-generated content (UGC) shared by travelers themselves provides organic, peer-based promotion. Destinations can curate UGC to showcase diverse experiences and build a sense of community around their brand.

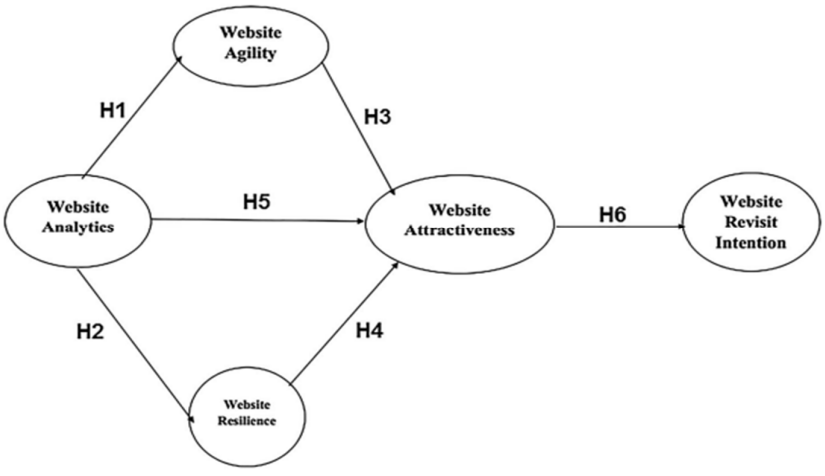

Figure 1: Represents A Conceptual Research Model That Explores the Relationships Between Various Website-Related Factors and Their Influence On Users' Intention to Revisit the Website.

Figure 1 represents a conceptual research model that explores the relationships between various website-related factors and their influence on users' intention to revisit the website. It illustrates

six hypotheses (H1–H6) connecting five main constructs: Website Analytics, Website Agility, Website Resilience, Website Attractiveness, and Website Revisit Intention. H1 suggests that Website Analytics positively affect Website Agility. H2 proposes a link between Website Analytics and Website Resilience. H3 indicates that Website Agility impacts Website Attractiveness. H4 implies a relationship between Website Resilience and Website Attractiveness. H5 directly connects Website Analytics to Website Attractiveness. H6 shows that Website Attractiveness leads to Website Revisit Intention [17]. The model emphasizes that the attractiveness of a website plays a central mediating role between the analytical capabilities, agility, and resilience of a website and the user's decision to revisit it. This framework is typically used to study how technical and perceptual elements of a website contribute to user engagement and loyalty.

Different content formats serve various stages of the travel funnel. Blog posts and articles help with SEO, offering detailed insights and answering traveler questions. Videos and virtual tours provide immersive experiences that simulate visiting the destination. Infographics deliver quick, digestible information, while newsletters and email campaigns maintain ongoing communication with past and potential travelers. Interactive content, such as quizzes or travel planning tools, engages users in a more personalized manner. Emerging formats like podcasts and webinars are also gaining popularity. Podcasts allow travelers to learn about destinations on the go, while webinars provide real-time interaction, useful for virtual tours or Q&A sessions with tourism experts. The tourism industry thrives on emotions of curiosity, excitement, nostalgia, and awe. Effective content marketing harnesses these emotions through storytelling. When destinations share stories of real travelers, cultural traditions, or behind-the-scenes looks at local life, they create narratives that are relatable and memorable. This form of storytelling helps build a brand identity rooted in authenticity and emotional resonance. Story-driven content enhances brand loyalty. Travelers are more likely to return to destinations that evoke strong emotional memories. Content that tells a story rather than just promotes a location fosters deeper connections and long-term engagement.

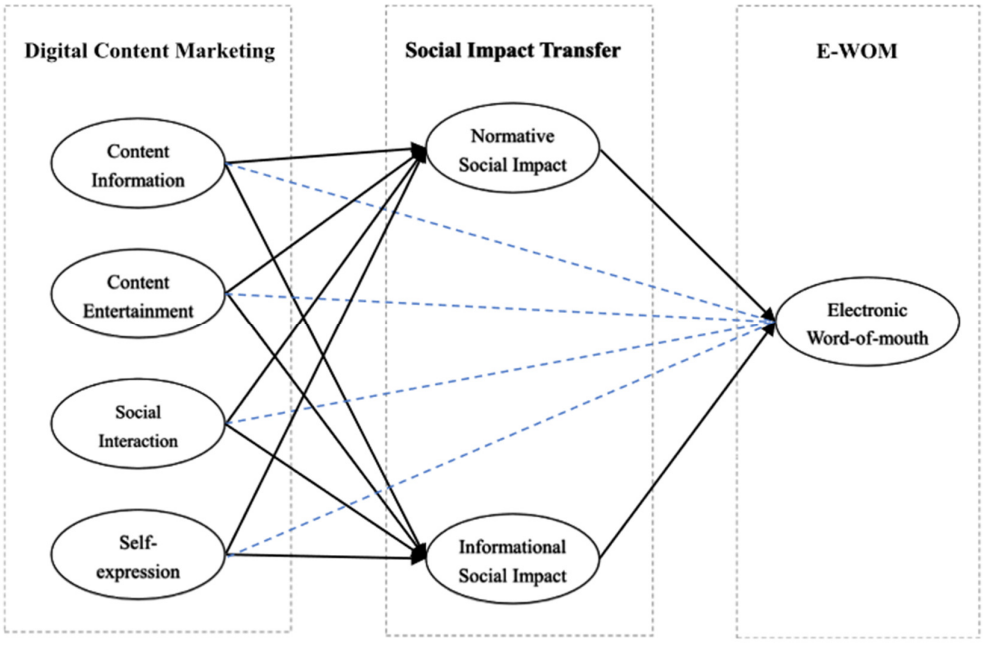

Figure 2: Represents the Correlation Between Digital Content Marketing & Electronic Word of Mouth.

Search engine optimization is a critical component of tourism content marketing. High-quality, keyword-optimized content increases a destination's visibility on search engines, driving organic traffic. SEO strategies include using relevant keywords, optimizing meta descriptions, creating mobile-friendly content, and building backlinks. These efforts ensure that when potential travelers search for information online, the destination's content appears prominently. Local SEO is particularly important for regional and city-based tourism. Ensuring that business listings are up-to-date and consistent across platforms like Google Maps, Yelp, and TripAdvisor helps improve rankings and credibility [18], [19]. With the help of data analytics and AI, tourism marketers can personalize content based on user behavior, preferences, and demographics. Personalized emails, targeted social media ads and dynamic website content enhance user experience and improve conversion rates. For example, a visitor browsing beach destinations might receive tailored suggestions for tropical vacations, travel tips, and accommodation deals. CRM systems and marketing automation tools further support personalized content delivery, ensuring timely and relevant messages throughout the customer journey. This increases the likelihood of engagement and bookings while building a stronger relationship with the traveler.

User-generated content is a cornerstone of content marketing in tourism. Travelers frequently share their experiences online, posting photos, videos, and reviews. Figure 2 represents the correlation between digital content marketing & electronic word of mouth. Encouraging and leveraging this content helps build trust and authenticity. Hashtag campaigns, photo contests, and review platforms like TripAdvisor enable destinations to engage with travelers and showcase real experiences. UGC also provides valuable feedback. Tourism marketers can analyze shared content to understand what travelers appreciate and what areas need improvement. This feedback loop supports the continuous enhancement of services and marketing strategies. Content marketing plays a pivotal role during crises, such as natural disasters, pandemics, or political unrest. During such times, timely and transparent communication is essential [20]. Through blog updates, social media posts, and email newsletters, tourism organizations can inform travelers about safety measures, travel advisories, and policy changes. Maintaining a consistent and empathetic tone builds trust and reassures travelers. For instance, during the COVID-19 pandemic, destinations that communicated clearly about health protocols and flexible booking policies retained customer trust and were better positioned for recovery.

As travelers become more environmentally conscious, content marketing is increasingly used to promote sustainable tourism. Content that highlights eco-friendly practices, local community engagement, and conservation efforts appeals to the growing segment of responsible travelers. Showcasing sustainability initiatives also enhances a destination's reputation and aligns with global efforts to promote responsible travel. Ethical marketing extends beyond sustainability. It includes respecting local cultures, avoiding stereotypes, and presenting honest portrayals of destinations. Destinations that prioritize ethics in content creation build credibility and foster respectful tourism. Content marketing should not exist in isolation. It must be integrated with broader marketing campaigns, including advertising, public relations, event marketing, and direct sales. Cross-channel consistency ensures a unified message across all touchpoints. For instance, a destination promoting a new cultural festival might run paid ads, collaborate with influencers, publish blog posts, and send newsletters all centered on the same theme. A well-coordinated content strategy amplifies reach and reinforces brand identity. It also allows for better measurement and optimization across different marketing channels.

Evaluating the effectiveness of content marketing is essential for continuous improvement. Key performance indicators (KPIs) include website traffic, engagement rates (likes, shares,

comments), time spent on site, conversion rates, and return on investment (ROI). Tools like Google Analytics, HubSpot, and social media insights provide detailed metrics to assess performance. A/B testing different content types and formats helps determine what resonates best with audiences. Regular performance reviews guide content planning and resource allocation, ensuring maximum impact. Innovations in technology are reshaping content marketing. Virtual reality (VR) and augmented reality (AR) provide immersive experiences that allow travelers to explore destinations before booking. AI-powered chatbots enhance customer service and content personalization. Drones offer stunning aerial footage for visual storytelling.

Emerging technologies help create richer, more engaging content that stands out in a crowded digital landscape. Staying abreast of these innovations enables tourism marketers to remain competitive and deliver cutting-edge experiences. The future of content marketing in the tourism industry lies in greater personalization, interactivity, and authenticity. As AI and machine learning become more sophisticated, hyper-personalized content will become the norm. Travelers will expect real-time updates, interactive tools, and seamless digital experiences. Sustainability and ethical considerations will also gain prominence. Destinations will need to align content with values that prioritize cultural respect, environmental conservation, and community empowerment. Content co-creation with travelers and local communities will enhance authenticity. Encouraging storytelling from diverse voices will enrich the narrative and foster inclusive tourism. Content marketing has transformed the way the tourism industry engages with travelers. By leveraging digital platforms, storytelling, personalization, and user-generated content, destinations can build lasting relationships with their audiences. The effectiveness of content marketing lies in its ability to create emotional connections, enhance visibility, and provide value beyond traditional advertising. As consumer behavior evolves and technology advances, tourism marketers must continuously adapt their strategies to remain relevant, competitive, and impactful on a global scale.

4. CONCLUSION

Content marketing has proven to be an essential and highly effective strategy in driving growth within the tourism industry. As travelers increasingly seek personalized, engaging, and trustworthy information when planning their journeys, content marketing offers a dynamic way to meet these evolving expectations. Through the strategic use of storytelling, visual media, blogs, and social platforms, tourism brands can create meaningful connections with audiences, inspire travel decisions, and establish long-term loyalty. The review highlights that the emotional resonance and authenticity of content significantly influence tourists' perceptions and enhance the attractiveness of destinations. Moreover, content marketing enables tourism businesses to differentiate themselves in a saturated market, reach niche audiences, and maintain a consistent brand voice across various digital channels. The integration of user-generated content and influencer partnerships further amplifies reach and credibility, often turning satisfied tourists into informal brand ambassadors. Additionally, data analytics and feedback mechanisms allow marketers to refine content strategies continually, ensuring relevance and responsiveness to changing consumer trends. However, for content marketing to be truly effective, it must be tailored, well-researched, and aligned with the cultural and experiential aspects of the target destination. The tourism industry must invest in creative talent, digital tools, and storytelling techniques that resonate globally while respecting local identities. Ultimately, content marketing is not just a promotional tactic but a vital element of building destination appeal and sustaining growth. Its strategic application offers tourism stakeholders the opportunity to foster engagement, drive visitation, and contribute to the long-term success of the industry.

REFERENCES:

[1] F. Achmad, Y. Prambudia, and A. A. Rumanti, "Sustainable Tourism Industry Development: A Collaborative Model of Open Innovation, Stakeholders, and Support System Facilities," *IEEE Access*, 2023, doi: 10.1109/ACCESS.2023.3301574.

[2] M. Rutynskyi and H. Kushniruk, "The impact of quarantine due to COVID-19 pandemic on the tourism industry in Lviv (Ukraine)," *Probl. Perspect. Manag.*, 2020, doi: 10.21511/ppm.18(2).2020.17.

[3] L. P. Foo, M. Y. Chin, K. L. Tan, and K. T. Phuah, "The impact of COVID-19 on tourism industry in Malaysia," *Curr. Issues Tour.*, 2021, doi: 10.1080/13683500.2020.1777951.

[4] X. Zhang, W. Guo, and M. B. Bashir, "Inclusive green growth and development of the high-quality tourism industry in China: The dependence on imports," *Sustain. Prod. Consum.*, 2022, doi: 10.1016/j.spc.2021.09.023.

[5] I. Erol, I. O. Neuhofer, T. Dogru (Dr. True), A. Oztel, C. Searcy, and A. C. Yorulmaz, "Improving sustainability in the tourism industry through blockchain technology: Challenges and opportunities," *Tour. Manag.*, 2022, doi: 10.1016/j.tourman.2022. 104628.

[6] S. I. Ocheni, A. M. Ogaboh Agba, M. S. Agba, and F. O. Eteng, "Covid-19 and the tourism industry: Critical overview, lessons and policy options," *Acad. J. Interdiscip. Stud.*, 2020, doi: 10.36941/AJIS-2020-0116.

[7] L. S. Budovich, "The impact of religious tourism on the economy and tourism industry," *HTS Teol. Stud. / Theol. Stud.*, 2023, doi: 10.4102/HTS.V79I1.8607.

[8] Ü. Şengel, M. Çevrimkaya, G. Genç, M. Işkın, B. Zengin, and M. Sarıışık, "An assessment on the news about the tourism industry during the COVID-19 pandemic," *J. Hosp. Tour. Insights*, 2022, doi: 10.1108/JHTI-05-2020-0072.

[9] W. Rashideh, "Blockchain technology framework: Current and future perspectives for the tourism industry," *Tour. Manag.*, 2020, doi: 10.1016/j.tourman.2020.104125.

[10] G. D. Sharma, A. Thomas, and J. Paul, "Reviving tourism industry post-COVID-19: A resilience-based framework," *Tour. Manag. Perspect.*, 2021, doi: 10.1016/j.tmp.2020.100786.

[11] M. Škare, D. R. Soriano, and M. Porada-Rochoń, "Impact of COVID-19 on the travel and tourism industry," *Technol. Forecast. Soc. Change*, 2021, doi: 10.1016/j.techfore.2020.120469.

[12] B. D. Suseno, Sutisna, S. Hidayat, and Basrowi, "Halal supply chain and halal tourism industry in forming economic growth," *Uncertain Supply Chain Manag.*, 2023, doi: 10.5267/j.uscm.2023.8.003.

[13] A. Xu, C. Wang, D. Tang, and W. Ye, "Tourism circular economy: Identification and measurement of tourism industry decolonization," *Ecol. Indic.*, 2022, doi: 10.1016/j.ecolind.2022.109476.

[14] X. Chen and X. Ling, "The influence mechanism of resource sharing on tourism industry innovation," *Heliyon*, 2024, doi: 10.1016/j.heliyon.2024.e25855.

[15] F. Achmad, Y. Prambudia, and A. A. Rumanti, "Improving Tourism Industry Performance through Support System Facilities and Stakeholders: The Role of Environmental Dynamism," *Sustain.*, 2023, doi: 10.3390/su15054103.

[16] S. Li and S. Du, "An empirical study on the coupling coordination relationship between cultural tourism industry competitiveness and tourism flow," *Sustain.*, 2021, doi: 10.3390/su13105525.

[17] Y. Kyrylov, V. Hranovska, V. Boiko, A. Kwilinski, and L. Boiko, "International Tourism Development in the Context of Increasing Globalization Risks: On the Example of Ukraine's Integration into the Global Tourism Industry," *J. Risk Finance. Manag.*, 2020, doi: 10.3390/jrfm13120303.

[18] H. El-Gohary, "Coronavirus and halal tourism and hospitality industry: Is it a journey to the unknown?," *Sustain.*, 2020, doi: 10.3390/su12219260.

[19] A. Verhun, N. Buntova, N. Boretska, O. Borysova, and S. Shevchuk, "Digital Tools for the Development of the Hospitality and Tourism Industry in the Context of a Digitized Economy," *Econ. Aff. (New Delhi)*, 2022, doi: 10.46852/0424-2513.4s.2022.20.

[20] N. Q. Vinh, L. M. Hien, and Q. H. Do, "The Relationship between Transformation Leadership, Job Satisfaction and Employee Motivation in the Tourism Industry," *Adm. Sci.*, 2022, doi: 10.3390/admsci12040161.

CHAPTER 7

CONSUMER PREFERENCES AND THE ETHICAL DILEMMAS OF FAST FASHION: ANALYZING THE DISCONNECT BETWEEN INDUSTRY PRACTICES AND EVOLVING CONSUMER EXPECTATION

[1]Shania Kinny, [2]Piyush Khatri, [3]Dr. Zuleika Homavazir
[1,2]Student, [3]Faculty
[1.2.3]Department of ISME
[1.2.3]ATLAS SkillTech University, Mumbai
Email: [1]Shania.kinny.mba2022@atlasskilltech.university , [2]piyush.khatri.mba2022@atlasskilltech.university,
[3]zuleika.homavazir@atlasuniversity.edu.in

ABSTRACT:
The retail and fast fashion sectors are important in influencing modern consumer behavior and cultural trends, but as concerns about sustainability and ethical manufacturing develop, their methods and principles are frequently questioned. This research investigates the degree to which fast fashion industries emphasize the needs of contemporary consumers or follow a mass production model by critically analyzing the alignment between consumer preferences and business practices. The study explores the intricate process of customer decision-making, taking into account elements including product quality, cost, and environmental awareness. This study examines current customer perceptions of sustainability, ethical labor methods, and the caliber of apparel provided by fast fashion and retail firms using a qualitative secondary research technique. The results show that consumers' attitudes are changing, with ethical and environmental considerations having a bigger impact on decisions to buy, which is forcing fashion businesses to re-evaluate their manufacturing methods. Additionally, the survey reveals a substantial discrepancy between industrial practices and customer preferences, especially about waste, overproduction, and environmental destruction. In the end, the study offers insights into how the fashion industry may support more ethical and sustainable business practices and better match with customer values.

KEYWORDS:

Business, Consumer Behavior, Consumer Preference, Fast Fashion, Mass Production.

1. INTRODUCTION

The primary objective of this study is to critically assess whether the fashion industry, particularly within the realms of fast fashion and retail, genuinely prioritizes the desires and demands of consumers or if it predominantly operates under a mass production model. This inquiry centers on a fundamental question: Does the clothing produced by these sectors reflect the nuanced preferences and evolving expectations of modern consumers? Furthermore, the study explores whether the industry is capable of adapting to the dynamic nature of contemporary fashion, which continuously shifts in response to cultural, social, and technological influences.

To address this question, the research adopts a multifaceted approach that encompasses both consumer behavior and industry practices. A significant aspect of this investigation involves analyzing the diverse categories of shoppers and their complex purchasing behaviors within the fashion sectorb [1]. By examining these behaviors, the study aims to uncover the subtle preferences that guide consumer choices, identify the various factors influencing shopping decisions, and determine the frequency with which consumers engage in purchasing clothing.

Through this comprehensive analysis, the research seeks to highlight the wide-ranging expectations, styles, and habits that collectively influence the direction of the industry.

Beyond consumer behavior, this study also aims to reveal the underlying structural and ethical issues within the fast fashion and retail industries. Specifically, it questions whether these industries truly strive to meet consumer needs or whether they are primarily driven by a relentless focus on volume-based production. This production-centric model, while economically efficient, often results in excessive waste and surplus inventory, much of which ends up in landfills. Such practices raise critical concerns about environmental sustainability and ethical responsibility, suggesting that the current industry model may be fundamentally misaligned with both consumer values and ecological priorities. This research aspires to illuminate the intricate relationship between consumer perceptions, industry operations, and their broader societal and environmental impacts [2]. By evaluating how responsive the industry is to consumer needs and how responsibly it manages production, the study aims to offer meaningful insights into the fast fashion and retail sectors. In doing so, it hopes to contribute to a deeper understanding of how these industries shape, and are shaped by, the societies they serve and the environmental challenges they face.

Fashion serves as a powerful medium through which individuals express their personalities, values, and identities. It offers a visual language that enables people to craft a distinct image and communicate their sense of self to the world around them. The desire to look and feel good is a universal aspect of human behavior, driven not only by personal satisfaction but also by the innate need for social belonging and acceptance. In contemporary society, fashion plays a significant role in how individuals are perceived and how they wish to be perceived. Notably, this phenomenon is no longer gender-specific [3]. In the 21st century, men have become equally engaged in the realms of grooming and style, recognizing fashion as an important aspect of self-expression and daily presentation. From the moment individuals begin their day, thoughtful decisions are often made regarding attire choices that reflect mood, intention, and personal identity.

In striving to achieve their desired look, consumers navigate an increasingly diverse and segmented fashion marketplace. Their shopping behaviors and preferences vary widely, shaped by lifestyle, economic status, and aesthetic taste. Some individuals are drawn to well-known brands and frequent factory outlets or high-end shopping malls where they can access the latest trends and designer collections. These consumers often associate brand names with quality, prestige, and a reflection of modern fashion sensibilities [4]. Others prefer the intimacy and uniqueness offered by boutique stores, which provide curated, often handcrafted garments that appeal to those seeking distinctiveness and exclusivity in their wardrobe.

Simultaneously, a significant segment of consumers prioritizes affordability and accessibility, seeking fashion that aligns with both their style preferences and financial constraints. These individuals often shop in bustling, budget-friendly marketplaces such as Fashion Street, Bandra Linking Road, Hill Road, Lokhandwala, and Colaba Causeway. These areas are renowned for offering a wide range of fashionable items at reasonable prices, attracting a broad demographic of shoppers [5]. This diversity in shopping destinations illustrates how fashion consumption is influenced by a complex interplay of personal taste, economic factors, and cultural context, reinforcing the idea that style is a deeply personal yet socially embedded experience. Amidst the vast landscape of fashion choices available to consumers today, a fundamental question arises: Are consumers truly satisfied with the clothing options presented to them? While the market offers an extensive variety of styles, brands, and price points, it remains uncertain whether this abundance genuinely aligns with individual preferences or if it instead contributes to confusion and indecision. For many, the process of selecting the right garment can be

overwhelming, turning what should be an enjoyable act of self-expression into a time-consuming and often frustrating task [6]. This raise concerns not only about consumer satisfaction but also about the efficiency and responsiveness of the fashion industry in meeting consumer needs.

Beyond the consumer experience, additional concerns emerge regarding the fate of clothing that fails to attract buyers. What happens to the garments that remain unsold, season after season? Do they reflect a disconnect between production and demand, or are they simply casualties of a hyper-competitive, trend-driven market? Such questions bring to light the potential shortcomings in how the industry forecasts trends and responds to consumer behavior. They also highlight the broader issue of overproduction, a hallmark of fast fashion, which results in substantial waste, environmental degradation, and ethical dilemmas regarding resource use and labor conditions [7].

This research seeks to explore these critical issues by examining the intricate relationship between consumer choices, industry practices, and the environmental and ethical consequences of modern fashion consumption. Through this lens, the study aims to offer meaningful insights into the disconnects and potential synergies within the fashion ecosystem. By understanding how and why consumers make purchasing decisions, and evaluating whether the industry adapts accordingly, this research aspires to identify pathways toward a more consumer-focused and sustainable future. Ultimately, the goal is to contribute to a fashion industry that is not only attuned to consumer desires but also committed to responsible production and long-term ecological stewardship.

2. LITERATURE REVIEW

N. Sharma and P. R. Gupta [8] investigated the difficulties that customers have when they purchase both online and off. Despite its substantial growth in the twenty-first century, internet shopping has not completely supplanted physical buying since each has pros and cons of its own. The study pinpoints the main issues that customers face when purchasing in both forms. Poor replacement procedures and inadequate product descriptions are the two biggest complaints made by customers when they purchase offline. The main issue with internet buying is the presence of concealed terms and conditions, which are followed by inadequate descriptions. The study concludes that customers' issues with online and physical purchasing differ significantly.

Z. Shi and Y. Yu [9] focused on the primary clientele of a case firm to investigate the disparities in customer satisfaction between Sweden and China. According to Webster (1994), it discusses the significance of consumers as a strategic asset for companies is discussed, particularly in light of a shifting competitive landscape. The study highlights the intricacy and imperceptibility of customer service, pointing out that social, political, and economic contexts may have a big impact on how satisfied customers are. Using questionnaires and references from the example company's annual report and the literature study, the research approach gathers primary data. The study employs several theories, such as the 4Ps (Product, Price, Place, and Promotion) to gauge consumer happiness and the PEST (Political, Economic, Social, and Technological) framework to examine the Swedish and Chinese markets. Books and papers from the scientific community further develop these frameworks.

S. Thinakaran *et al.* [10] prevented the Indian fashion industry from implementing Circular Economy (CE) practices a crucial area for mitigating the environmental effects of discarded fashion materials are the main subject of this study. CE practices have not been extensively adopted, despite their promise to promote sustainability and aid in the accomplishment of the Sustainable Development Goals (SDGs). Across seven categories industrial management,

labor, materials, regulations, knowledge, collaboration, and infrastructure the report identified 21 major problems. The study integrates fuzzy Decision-Making Trial and Evaluation Laboratory Model (DEMATEL), Analytical Network Process (ANP), and Technique for Order Performance by Similarity to Ideal Solution (TOPSIS) into a multi-criteria decision-making (MCDM) approach to assess these difficulties. The expensive nature of raw materials, a lack of certifications, issues with material collection and separation, a lack of technical know-how, and a lack of a common vision among industry stakeholders are the top five obstacles to the successful adoption of CE practices in the Indian fashion sector, according to the study. Additionally, the study identifies the causal relationships among these issues, which can help industrial management create strategies that effectively address them.

Y. G. *et al.* [11] investigated the variables that affect customer attitudes and behavior about online buying, specifically about electronic commerce (e-commerce). Since the Internet has grown to be a significant transactional platform, it is now essential for organizations to comprehend how customers see and interact with online buying. After integrating pertinent e-commerce literature, the study explores the many factors influencing customers' online buying decisions.

The study looks at the link between e-satisfaction and e-loyalty and how these elements influence customer behavior. Additionally, it explores how consumers feel about internet purchasing and how they distinguish it from traditional brick-and-mortar retail. The study offers important insights into the dynamics of online purchasing and its impact on customer satisfaction and loyalty by examining consumer attitudes and viewpoints.

3. METHODOLOGY

3.1. Design:

A qualitative secondary research strategy, which focuses on examining already-existing data to learn more about customer attitudes, was used in this study. The purpose of the study was to examine the perceptions of customers regarding quality, sustainability, and ethical behaviors between fast fashion and established retail businesses. Instead of gathering fresh primary data, the researchers were able to synthesize findings from previous studies and reports by using a non-experimental and exploratory methodology.

3.2. Sample:

This study did not directly sample people since it used secondary data. Rather, the "sample" is the corpus of previously published works, papers, and databases that were examined. A wide overview of customer attitudes was provided by the chosen studies, which covered a variety of consumer demographics and geographic areas. Relevance to fast fashion, retail branding, and consumer behavior throughout the previous ten years were the main inclusion criterion.

3.3. Instrument:

This study relied on secondary research and did not employ any physical instruments. Rather, a formal framework for data extraction was created to direct the literature review procedure and guarantee uniformity in the choice and assessment of sources. Finding pertinent research that addressed customer views regarding important factors, including product quality, brand sustainability practices, and ethical labor and manufacturing standards, was made easier by this methodology. The researchers made sure that only relevant and reliable sources were used in the study by using this methodology.

3.4. Data Collection:

Information was gathered from several credible and academic secondary sources. These were scholarly databases that provide access to peer-reviewed publications and scholarly papers, such as Google Scholar, JSTOR, and Emerald Insight. To gather quantitative information and current market trends, industry studies from respectable market research companies like Statista, McKinsey, and Euromonitor were also reviewed. To get a practical grasp of how businesses are seen in terms of quality, sustainability, and ethics, trade journals, news stories, and sustainability reports from fashion labels were also examined. The methodical approach to data collecting concentrated on choosing and combining sources that directly addressed the main variables of the study.

3.5. Data Analysis:

The secondary data that was gathered was analyzed using both qualitative and quantitative methods. The literature's narratives, motifs, and conclusions were interpreted using a qualitative content analysis, and these interpretations were bolstered by quantitative data from the sources.

To find recurring patterns and trends in consumer sentiments, thematic analysis was utilized. These issues were divided into three main categories: customer trust in ethical corporate practices, sustainability awareness and valuation, and views of product quality. To give further context and comparative understanding, statistical data, such as survey findings and market trend numbers, were examined when appropriate. To improve the breadth and validity of the study's findings, the data that were already available were evaluated rather than subjected to fresh statistical computations.

4. RESULT AND DISCUSSION

Recent studies highlight a shift in consumer perceptions of fast fashion brands. The rapid turnover of trends and the inherently disposable nature of fast fashion have raised concerns about the ethical and environmental implications of these brands. As consumers become increasingly aware of sustainability and ethical issues, they are factoring these concerns into their purchasing decisions. This evolving mindset has significant consequences for fast fashion brands, as they are now challenged to reassess their production methods and align more closely with the values of their customers. As consumers demand more ethical and sustainable practices, brands that fail to meet these expectations may struggle to maintain consumer loyalty.

Future research in this area is likely to focus on key themes such as consumer trust, sustainability, and the role of socio-cultural influences in shaping perceptions of fashion brands. Understanding cultural values and norms will be essential for brands seeking to tailor their offerings to diverse consumer groups.

As consumer awareness about ethical practices and environmental issues continues to rise, brands that authentically embrace sustainability stand to gain a competitive edge [12]. This shift in consumer priorities underscores the importance of adopting sustainable practices, which can foster greater trust and loyalty, ultimately enhancing brand reputation.

The role of social media in shaping consumer perceptions of fast fashion cannot be overstated. Platforms like Instagram, Twitter, and TikTok are increasingly important in disseminating information about brands' sustainability efforts and ethical practices. Consumers now have direct access to brand narratives and can scrutinize claims of ethical behavior and

sustainability, influencing their buying decisions. As a result, fast fashion brands must carefully manage their online presence to maintain trust and build stronger relationships with their consumers. Social media also plays a pivotal role in promoting values such as quality, sustainability, and authenticity, which are becoming more important to consumers.

The perception of fast fashion has evolved. Initially, it was seen as a convenient, affordable option for consumers seeking trendy clothing. However, growing awareness of the environmental and ethical consequences of fast fashion has shifted perceptions, with many consumers now viewing it critically [13]. Issues such as waste, labor exploitation, and unsustainable production practices have led to a rise in consumer interest in more ethical alternatives. This growing focus on sustainability has created a new segment of consumers who are willing to pay a premium for sustainable and ethical fashion products. This trend reflects a fundamental shift in consumer behavior, with many prioritizing the long-term impact of their purchasing choices over short-term trends.

As consumer expectations change, fast fashion brands need to invest in sustainability and ethical practices. Sustainable design, responsible production processes, and transparency in supply chains are critical to meeting these demands. Quality improvement is also a key factor, as consumers are increasingly perceiving higher quality as a determining factor in their purchasing decisions. Fast fashion brands that fail to improve the quality of their products and adapt to sustainability trends may face challenges in retaining customers. The impact of advertising and marketing strategies on consumer perceptions is also significant. Fast fashion brands often rely on aggressive marketing campaigns to attract trend-conscious consumers, while retail brands tend to emphasize product quality and reliability. Consumer preferences are shaped by these marketing efforts, with younger demographics often gravitating toward fast fashion, attracted by its affordability and immediacy, while older consumers tend to favor retail brands known for their quality and longevity.

Consumer behavior is influenced by a range of demographic variables, including age, gender, and income. Younger consumers are more likely to embrace fast fashion due to its trendy nature and affordability. In contrast, older consumers often associate retail brands with superior quality and durability, influencing their purchasing preferences. Income levels also play a critical role: higher-income individuals may prioritize quality and luxury, while lower-income consumers may favor fast fashion for its budget-friendly options. These demographic distinctions suggest that brands must tailor their marketing strategies to resonate with specific consumer segments to drive sales and build long-term loyalty [14]. The perception of brand reputation also differs significantly between fast fashion and retail brands. Fast fashion brands are often associated with trendy, fashionable clothing that caters to consumers seeking the latest styles. In contrast, retail brands are perceived as offering more durable, high-quality products. This divide between immediate trend satisfaction and long-term product quality influences consumer choices and brand loyalty. Fast fashion brands that prioritize quality and sustainability could bridge this divide and enhance their appeal.

Emerging trends in both the fast fashion and retail sectors indicate a shift in consumer behavior toward sustainability and ethical practices. As consumers increasingly demand eco-friendly products, fast fashion brands are beginning to incorporate more sustainable practices to align with these expectations. This change reflects a broader cultural shift toward environmentally conscious consumerism. Additionally, advancements in technology, such as AI-driven customization and online retail innovations, are altering the way consumers engage with brands. Brands that adapt to these trends will likely gain a competitive edge by offering more personalized and sustainable shopping experiences. In light of these changes, brands must also consider demographic factors when devising marketing strategies [15]. Tailoring

advertisements and product offerings to different age groups, genders, and income brackets will allow brands to resonate more deeply with specific consumer segments. Investing in sustainability and embracing technological innovations will be key drivers of success for both fast fashion and retail brands in the future.

This study acknowledges certain limitations, including the dynamic nature of consumer behavior and the complexity of demographic influences. Future research could explore the impact of cultural and geographic factors on consumer perceptions of fashion brands. Additionally, examining the role of social media and online influencers in shaping brand perception would be an intriguing area for further investigation. In a study focused on consumer perceptions and buying practices in the fast fashion industry, both primary and secondary data were collected to assess consumer attitudes toward sustainable alternatives. The primary data included surveys with 200 respondents and interviews with 20 participants [16]. The findings revealed that purchasing decisions were influenced by various factors across demographic groups. For example, students placed greater importance on price (36%), followed closely by comfort (32%), while working professionals prioritized comfort (37%) and price (34%). These insights offer a deeper understanding of how consumer preferences differ across different segments and can help brands tailor their offerings to meet specific needs.



Figure 1: Demonstrates the Survey results showing the responses of working professionals regarding their preferences.

Figure 1 presents the survey results showing the responses of working professionals regarding their preferences. A significant 61% of working professionals indicated a response of "No," which suggests that the majority are not in favor of the particular issue or action being surveyed. Only 13% of respondents answered "Yes," signaling a relatively small group of working professionals who fully support the issue at hand. The remaining 26% selected "Maybe," indicating a degree of uncertainty or indecision. This mixed response suggests that while there is some level of support, a larger portion of working professionals remains either skeptical or unsure, highlighting the challenges of driving change in consumer behavior among this demographic.

Figure 2 shows the responses of students, which closely mirror those of the working professionals in Figure 1. Here, 59% of students responded with "No," which is a slight decrease compared to the working professionals, but still indicates a majority who are not in favor of the proposed issue or action. Only 15% of students expressed full support with a "Yes" response, and 26% chose "Maybe," indicating uncertainty or a neutral stance [17]. This result

suggests that while students are generally more open to new ideas and social causes, a significant portion remains ambivalent or resistant to change, perhaps due to competing priorities such as affordability, convenience, or a lack of complete awareness of the issue.

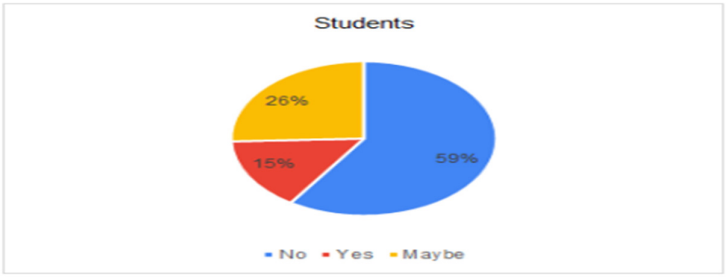

Figure 2: Demonstrates the Survey results showing the responses of Students.

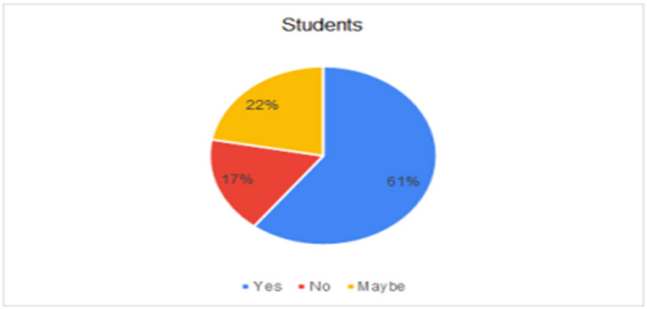

Figure 3: Demonstrates the Survey results showing the responses of Students.

Figure 3 presents a contrasting set of results from students in a follow-up survey. Here, a much higher percentage of students, 61%, selected "Yes," indicating strong support for the issue in question. This represents a significant shift from the previous figure, showing that students are more likely to commit to supporting the cause when given more context or opportunities to express their preferences. Only 17% of students responded with "No," which is notably lower than in Figure 2, suggesting that fewer students are opposed to the issue. The remaining 22% answered "Maybe," demonstrating that while most students have a clear stance, a portion remains undecided or uncertain. This shift in attitudes underscores the importance of providing further information and engagement to convert neutral or hesitant individuals into supporters.



Figure 4: Demonstrates the Survey results showing the responses of Working Professionals.

Figure 4 again presents the responses of working professionals, but this time with a slightly different distribution. In this figure, 42% of working professionals answered "Yes," a considerable increase from the 13% seen in Figure 1. This suggests that, over time or with additional context, working professionals may become more supportive of the issue. However, 23% still answered "No," indicating a solid minority who remain opposed. The remaining 35% of respondents selected "Maybe," showing that a large portion of working professionals continues to hold an uncertain or neutral position. The higher "Yes" response in Figure 4 compared to Figure 1 signals a shift in perception, but it also highlights the ongoing challenge of securing full commitment and enthusiasm from this demographic.

Overall, the comparison between these four figures reveals that both working professionals and students exhibit varying degrees of support, uncertainty, and opposition regarding the issue at hand. While students initially show more ambivalence (Figure 2), they become more supportive in Figure 3, reflecting a greater willingness to engage when given more information. Similarly, working professionals show a marked increase in support in Figure 4 compared to Figure 1, suggesting that further engagement and awareness can influence their preferences. Both groups exhibit significant "Maybe" responses, pointing to a need for continued efforts to clarify the issue and persuade those who are still unsure. These results highlight the complexities of changing consumer behavior and the importance of addressing both awareness and uncertainty among different demographic groups.

The survey results reveal a notable shift in consumer behavior among both students and working professionals, driven by growing environmental awareness. A considerable percentage of students (59%) and working professionals (61%) indicated a strong willingness to avoid purchasing from their favorite brands if those brands were found to be major contributors to environmental degradation. This highlights a growing ethical consciousness and a readiness among individuals to prioritize sustainability over brand loyalty, signaling a demand for more environmentally responsible business practices in the fashion industry and beyond.

The findings suggest a widespread awareness of the environmental costs associated with clothing production, particularly regarding water usage. A majority of students (70%) and an even higher percentage of working professionals (78%) reported that they would refrain from purchasing a T-shirt unless it was necessary [18]. This behavior reflects a deeper understanding of the significant water footprint involved in garment manufacturing. It also suggests a shift toward more mindful consumption habits, where individuals are beginning to assess the necessity and environmental impact of their purchases before buying. This trend is promising for the future of sustainable fashion and indicates a cultural move toward more responsible consumerism.

5. CONCLUSION

This study has examined the complex interaction between consumer behavior and the retail and fast fashion sectors, offering important new insights into how the industry is reacting to changing customer preferences. Sustainability, ethical labor practices, and product quality are becoming more important to consumers than price and trendiness as they grow more conscious of the ethical and environmental effects of their purchases. The fast fashion model, with its focus on mass manufacturing and rapid turnover, is still generally out of step with these changing consumer expectations, even in light of the rising desire for ethical fashion. The results show that although a portion of the public continues to support fast fashion firms because of their affordability and ease of use, more and more customers, particularly younger and ecologically concerned people, are calling for more sustainable and ethical options. Many

consumers are ready to pay more for fashion goods that reflect their ideals as a result of this cultural shift. Furthermore, social media and internet platforms have played a crucial role in influencing customer attitudes as they provide consumers insight into the business processes of businesses and empower them to hold them responsible for their social and environmental effects. The fashion industry faces a choice: either it will stick to its wasteful, mass-production model, or it will change to one that puts quality, sustainability, and customer welfare first. Brands that adapt their operations to meet consumer expectations about sustainability and ethics are likely to win over new customers, while those that don't may find it difficult to stay relevant in a market that is becoming more ethical. The study emphasizes how the fashion industry must change to meet these evolving dynamics and embrace a future that is more focused on the needs of consumers and the environment.

REFERENCES:

[1] P. C. Verhoef, P. K. Kannan, and J. J. Inman, "From Multi-Channel Retailing to Omni-Channel Retailing. Introduction to the Special Issue on Multi-Channel Retailing.," *J. Retail.*, 2015, doi: 10.1016/j.jretai.2015.02.005.

[2] S. Pookulangara and A. Shephard, "Slow fashion movement: Understanding consumer perceptions-An exploratory study," *J. Retail. Consum. Serv.*, 2013, doi: 10.1016/j.jretconser.2012.12.002.

[3] V. Tamulienė, A. Rašimaitė, and Ž. Tunčikienė, "Integrated marketing communications as a tool for building strong retail chain brand loyalty: Case of Lithuania," *Innov. Mark.*, 2020, doi: 10.21511/im.16(4).2020.04.

[4] K. Niinimäki, G. Peters, H. Dahlbo, P. Perry, T. Rissanen, and A. Gwilt, "The environmental price of fast fashion," 2020. doi: 10.1038/s43017-020-0039-9.

[5] V. Bhardwaj and A. Fairhurst, "Fast fashion: Response to changes in the fashion industry," *Int. Rev. Retail. Distrib. Consum. Res.*, 2010, doi: 10.1080/09593960903498300.

[6] D. Suthamathi and S. Jeeva, "Online shopping vs offline shopping customer preference in Salem district," *Int. J. Sci. Technol. Res.*, 2020.

[7] K. Fletcher, *Sustainable fashion and textiles: Design journeys*. 2012. doi: 10.4324/9781849772778.

[8] N. Sharma and P. R. Gupta, "PROBLEMS OF OFFLINE & ONLINE SHOPPING: A STUDY ON CUSTOMERS OF PUNE CITY," *Int. J. Soc. Sci. Econ. Environ.*, 2019, doi: 10.53882/ijssee.2019.0401003.

[9] Z. Shi and Y. Yu, "Customer satisfaction in the fashion industry: Case study of H&M case company," *Ind. Manag. Logist. J.*, 2013.

[10] S. Thinakaran, P. Chandravelu, S. G. Ponnambalam, B. Sankaranarayanan, and K. Karuppiah, "Analyzing the Challenges to Circular Economy in Indian Fashion Industry," *IEEE Access*, 2023, doi: 10.1109/ACCESS.2022.3233197.

[11] Y. G. -, A. M. -, J. P. -, S. T. -, D. B. -, and D. V. A. -, "Online Shopping: How Customers See It," *Int. J. Multidiscip. Res.*, 2022, doi: 10.36948/ijfmr.2022.v04i06.1103.

[12] L. Barnes and G. Lea-Greenwood, "Fast fashion in the retail store environment," *Int. J. Retail Distrib. Manag.*, 2010, doi: 10.1108/09590551011076533.

[13] E. A. Committee and Environmental Audit Committee, "Fixing fashion: Clothing consumption and sustainability clothing consumption and sustainability," *Parliam. Copyr. House Commons 2019*, 2019.

[14] Y. Zhang, "Evaluating the Effectiveness of Loyalty Programmes in the Fashion Industry: A Case Study of ASOS UK," *Mod. Econ. Manag. Forum*, 2022, doi: 10.32629/memf.v3i3.860.

[15] O. Q. Essel, "Challenges Hampering the Growth of Dress Fashion Design in the Ghana Fashion Industry," *J. SMALL Bus. Entrep. Dev.*, 2019, doi: 10.15640/jsbed.v7n2a1.

[16] S. Al-Bazaiah, "Customer Satisfaction Towards Online Shopping in Jordan," *J. Digit. Realis. Mastery*, 2022, doi: 10.56982/journalo.v1i02.20.

[17] M. Papadopoulou, I. Papasolomou, and A. Thrassou, "Exploring the level of sustainability awareness among consumers within the fast-fashion clothing industry: a dual business and consumer perspective," *Compet. Rev.*, 2022, doi: 10.1108/CR-04-2021-0061.

[18] Faraz Ahmed Wajidi, Eruj Wajidi Rehan, Mahwish Saeed, Kamila Mariam Iftikhar, and Anosh Tahir, "Technology Trends and Their Impact on the E-commerce Industry," *Int. J. Soc. Sci. Entrep.*, 2023, doi: 10.58661/ijsse.v3i4.227.

CHAPTER 8

IMPACT OF BRAND POSITIONING STRATEGIES ON CONSUMER PERCEPTION, LOYALTY, AND BEHAVIOR IN THE DIGITAL AGE

[1]Kinjal Rathod, [2]Hetal Mehta, [3]Mehuli Ghosh, [4]Dr. Tapish Panwar
[1,2,3]Student, [4]Faculty
[1.2,3,4]Department of ISME
[1.2,3,4]ATLAS SkillTech University, Mumbai
Email: [1]kinjal.rathod.mba2022@atlasskilltech.university [2]hetal.mehta.mba2022@atlasskilltech.university ,
[3]mehuli.ghosh.mba2022@atlasskilltech.university , [4]tapish.panwar@atlasuniversity.edu.in

ABSTRACT:
This study examines the changing influence of digital brand positioning strategies on brand loyalty and consumer perception. It draws attention to how traditional brand positioning techniques have been upended by the digital era, necessitating that businesses adjust to the quickly shifting expectations and behaviors of their target audience. The study highlights the significance of data-driven insights, personalization, and transparency in developing brand strategies that appeal to tech-savvy customers. Traditional product-centric strategies are no longer adequate as digital platforms take center stage in brand communication. To keep customers loyal and engaged, brands need to offer authentic, meaningful, and personalized experiences. The study used a qualitative approach to examine secondary data from academic and industry papers, highlighting important topics including influencer marketing, customer behavior, and personalization. The study emphasizes how important it is for companies to use influencer partnerships and social media to increase customer engagement. Additionally, it looks at new trends that affect brand loyalty and trust, such as data privacy and sustainability. The study concludes that to remain competitive, successful digital brand positioning necessitates constant change. Future research might examine how various sectors handle digital change in brand communication as well as the long-term impacts of personalization and AI technologies on brand loyalty.

KEYWORDS:

Brand Strategy, Brand Positioning, Customer Satisfaction, Positioning Strategy.

1. INTRODUCTION

Brand positioning is a crucial aspect of marketing that focuses on creating a unique and memorable identity for a brand in the minds of consumers. It involves differentiating a brand from its competitors by emphasizing its distinct values, qualities, and offerings. Effective brand positioning not only helps brands stand out in a crowded marketplace but also plays a significant role in attracting and retaining loyal customers. The clearer and more compelling a brand's position, the more likely it is to establish an emotional connection with consumers, which can lead to increased brand loyalty and long-term success [1]. Brand positioning is about communicating a brand's value proposition in a way that resonates with its target audience.

In the digital age, the landscape of brand positioning has undergone significant changes. With the rise of digital platforms and the increasing use of technology in everyday life, consumers today are more connected and empowered than ever before. They have access to a vast amount of information and can interact with brands in real-time across multiple channels, from social media to e-commerce websites. This has shifted consumer expectations, with modern shoppers demanding personalized and authentic experiences [2]. They expect brands to understand their

needs, preferences, and behaviors and deliver tailored messaging that feels relevant and meaningful. As a result, traditional methods of brand positioning, which were once effective in a more static and one-way communication environment, no longer suffice in meeting the expectations of today's tech-savvy and discerning consumers.

In response to these evolving demands, brands must adapt and innovate their positioning strategies. The old model of mass marketing, where a single, broad message was delivered to all consumers, is being replaced by more dynamic and personalized approaches. This involves leveraging digital tools, data analytics, and customer insights to craft customized experiences that engage consumers on a deeper level. Brands must actively listen to their audiences, engage in two-way conversations, and demonstrate transparency and authenticity to build trust [3]. These new strategies require a more flexible and agile approach, where brands can quickly respond to changing consumer behaviors and market trends.

The research into brand positioning strategies in the digital age aims to explore this ongoing transformation. It seeks to identify the key forces that are driving these changes, such as the proliferation of social media, the increasing importance of data analytics, and the growing demand for personalized experiences. Additionally, the study will examine the implications of these changes for marketers and companies. As brand positioning becomes more dynamic, marketers must not only master the technical tools required to execute these strategies but also stay attuned to the shifting preferences and behaviors of their audience [4]. The research aims to provide insights into how brands can successfully navigate the complexities of digital positioning to remain competitive and relevant in an increasingly digital and consumer-centric world.

This research will primarily focus on understanding how digital brand positioning strategies influence various aspects of consumer behavior and brand perception in today's rapidly evolving digital landscape. The first key area of exploration will be the impact of digital brand positioning strategies on consumer perception. This involves analyzing how brands position themselves online and how these strategies affect consumers' views and emotional connections with the brand [5]. It is essential to understand how digital platforms, social media, and online presence shape consumer attitudes, particularly in terms of trust, authenticity, and brand image. Another critical area of focus will be the relationship between brand positioning strategies and brand loyalty in the digital age [6]. As more consumers engage with brands online, it becomes increasingly important to examine how effective brand positioning contributes to fostering long-term loyalty. This research will explore how digital strategies can help brands retain customers, enhance repeat business, and create emotional bonds with consumers, ultimately influencing their purchasing decisions and behavior. The study will also explore the challenges and opportunities that brands face when developing and executing positioning strategies in the digital age. The digital environment presents a mix of challenges, such as dealing with information overload, evolving consumer preferences, and maintaining consistency across multiple online channels. It also offers unique opportunities, such as more direct consumer engagement, data-driven decision-making, and innovative ways to personalize marketing efforts. Understanding these dynamics will provide valuable insights for brands navigating the complexities of digital transformation.

Consumer behavior will play a pivotal role in shaping effective brand positioning strategies, and this research will investigate how evolving consumer preferences and behaviors impact how brands position themselves in the digital world. With the increasing importance of personalization, brands must adapt to individual consumer needs and desires. By analyzing how consumers interact with digital brands and make purchasing decisions, the research will highlight the essential elements of consumer behavior that brands must understand to stay

relevant and competitive. Personalization and customization in brand positioning strategies are crucial elements in the digital era [7]. As consumers expect more tailored experiences, the research will delve into how brands use personalized marketing techniques to enhance their positioning and create stronger emotional connections with their audiences. The impact of personalized content, targeted messaging, and adaptive customer experiences will be explored to understand how they contribute to shaping consumer perception and loyalty.

The findings of this research will be valuable to both marketers and academics. For marketers, the insights gained will offer practical guidance on how to craft and implement effective digital brand positioning strategies that resonate with today's tech-savvy consumers. They will be able to better navigate the complexities of the digital landscape and adapt to changing consumer behaviors. For academics, the research will provide a deeper understanding of the evolving nature of brand positioning in the digital age and its broader impact on consumer behavior, offering a foundation for future studies in this dynamic field.

The primary objective of this research is to analyze the impact of digital brand positioning strategies on consumer perception. As digital platforms have become the central space for brand communication, it is critical to understand how different online positioning techniques influence how consumers view a brand. This involves examining factors such as brand trust, credibility, and emotional connection, and how these are shaped through digital touchpoints such as websites, social media, and online advertising [8]. The research will explore the effectiveness of digital strategies in crafting a compelling and consistent brand image that resonates with modern consumers.

Another important objective is to assess the relationship between brand positioning strategies and brand loyalty in the digital age. In an era where consumers have easy access to a plethora of choices, building and maintaining brand loyalty has become increasingly challenging. This research will examine how well-executed brand positioning strategies contribute to fostering customer loyalty in the digital environment. It will focus on how online engagement, personalized experiences, and brand storytelling play pivotal roles in developing long-term customer relationships, driving repeat purchases, and cultivating brand advocates.

The study will also aim to explore the challenges and opportunities of brand positioning strategies in the digital age. While digital platforms offer significant potential for brand growth, they also present new challenges for marketers. These challenges include managing brand consistency across diverse platforms, combating digital clutter, and staying relevant in an ever-changing technological landscape. However, digital channels also provide ample opportunities for direct consumer interaction, data-driven insights, and real-time engagement. This objective will assess both the obstacles and the advantages that brands face as they navigate the complexities of digital brand positioning.

An equally important objective is to investigate the role of consumer behavior in shaping effective brand positioning strategies in the digital age. Understanding consumer behavior is critical to any brand positioning strategy, especially in the digital context where consumer preferences, purchasing patterns, and online interactions are rapidly evolving. This research will explore how shifts in consumer behavior, such as increased demand for convenience, transparency, and personalization, impact how brands position themselves online [9]. It will examine the role of consumer expectations and interactions in shaping the way brands create and adjust their digital positioning strategies.

The research will assess the impact of personalization and customization in brand positioning strategies within the digital age. As consumers increasingly expect tailored experiences, personalization has become a key element of brand strategy. This objective will investigate

how brands can use data analytics, consumer insights, and innovative technologies to offer personalized products, services, and marketing content that resonate with individual preferences. The study will explore how such customization enhances consumer engagement, strengthens brand perception, and fosters a sense of loyalty among customers.

2. LITERATURE REVIEW

E. OZKUL and B. BILGILI [10] looked at how consumers feel and act toward the TORKU brand, which markets itself as a provider of natural, healthy products devoid of additives. It investigates how customer loyalty and satisfaction are impacted by brand personality and awareness.

The study employed structural equation modeling to examine the connections between important variables such as brand awareness, personality, satisfaction, and loyalty in a survey of 400 Istanbul citizens, 200 of whom were TORKU customers. Additionally, discriminant analysis was used in the study to compare TORKU customers and non-customers. Strategic suggestions for brand positioning were created in light of the results.

C. Fuchs and A. Diamantopoulos [11] looked into how customer perceptions of brand favorability, distinction, and legitimacy are impacted by various brand positioning tactics. Benefit-based and surrogate (user-focused) positioning strategies are often more successful than feature-based strategies, according to two empirical studies that employed actual companies and advertisements. But no one approach predominates in every rating criterion. The study provides useful insights for brand managers, especially in high-involvement markets like cars, and highlights the need to utilize multidimensional measurements to evaluate positioning performance. It also offers a fresh approach to assessing positioning efficacy that goes beyond conventional measures of brand attitude.

D. Fayvishenko [12] defined brand positioning and outlined the principles for developing and implementing successful positioning strategies. It highlights that to foster consumer loyalty and a long-lasting market presence, brand positioning aims to mold a company's image, distinctive qualities, and favorable connections in their minds. The study offers a nine-stage approach for effective positioning, from environmental analysis to implementation and assessment, using techniques such as comparative analysis and deductive reasoning. The essay emphasizes that positioning is a more comprehensive economic and social duty that promotes a company's entire performance and the welfare of its employees, in addition to being a marketing role.

D. Grundey [13] highlighted the brand-customer interaction in contemporary companies while examining the idea of a brand via its developing knowledge in marketing. One of its case studies is based on a Kaunas customer preference survey for the Lithuanian chocolate brand KARŪNA. According to the findings, successful marketing and efficient communication depend on matching brand strategy with consumer demands. For scholars, marketers, and brand developers looking to improve their brand's standing, the study provides theoretical understanding and useful ramifications.

3. METHODOLOGY

3.1.Design:

The study's methodology section describes the strategy used to look at brand positioning tactics in the digital era. It would seem from the information given that a qualitative, secondary research methodology was used. This method is perfect for examining how well brand positioning initiatives work and how they affect customer behavior, loyalty, and perception. A

thorough examination of the body of existing scholarly literature, industry reports, and reliable internet sources was made possible by the study's use of a systematic literature review technique. The study sought to make significant inferences about the state of brand positioning tactics in the digital age by combining these findings.

3.2.Sample:

The study only used secondary data for sampling, obtaining information from a range of sources such as industry reports, white papers, peer-reviewed academic journals, and other reliable web sources. These sources were chosen for inclusion based on how well they addressed the main research issues of the study, especially those about consumer behavior, brand loyalty, and digital brand positioning. Literature from 2015 to 2024 was chosen to make sure the data included the most current and pertinent developments in the subject. A total of X sources were examined by the researchers, all of which were selected for their methodological soundness and compatibility with the goals of the study.

3.3.Instrument:

The main tool utilized in this study was a framework for a literature review, which made it easier to identify and classify important themes in the information gathered. The study's specific goals, including evaluating the efficacy of digital brand positioning strategies, investigating the connection between brand positioning and customer loyalty, comprehending the significance of consumer behavior, and analyzing the influence of personalization and customization on brand perception, were all made possible by this framework. To guarantee the validity and dependability of the secondary sources, quality assessment standards were used, and a coding system was used to arrange the data following these goals.

3.4.Data Collection:

The researchers conducted a thorough and continuous process of gathering data, searching industry-specific sources like Statista, Nielsen, and PwC reports, as well as several academic databases like Google Scholar, JSTOR, and Scopus for pertinent literature. Targeted keywords such as digital brand positioning, consumer behavior in the digital age, brand loyalty, and personalization in branding were used in the data collection process. After being located, the sources were examined for methodological soundness, applicability, and congruence with the objectives of the study. Following that, the literature gathered during X months was categorized following the study's main themes.

3.5.Data Analysis:

The researchers were able to find recurrent themes and patterns in the secondary data by using a thematic analysis technique in data analysis. Coding, the first step in the analytical process, involved creating pre-established categories based on the study objectives. Some topics were used to label articles and studies, including impact on consumer perception, relationship to brand loyalty, challenges in the digital age, and role of personalization. Following coding, a synthesis of the results was carried out to detect broad trends and patterns. Conclusions on the success of digital brand positioning strategies, the difficulties brands encounter, and new chances for differentiation in the digital marketplace were all based on this synthesis.

The study admits some shortcomings despite its meticulous methodology. The results may be influenced by bias in the original studies because the research was only based on secondary

data. Real-time customer behavior and personal viewpoints were not recorded due to the lack of primary data, which may have yielded more profound insights into brand positioning tactics. Lastly, the study's dependence on more general industry trends could make it more difficult to take into consideration particular contextual elements or specialized tactics that might affect how well a brand is positioned.

4. RESULT AND DISCUSSION

The study explores how different elements of social media marketing influence brand-related outcomes, particularly through the lens of trust. To investigate these relationships, the researchers employed quantitative data analysis using SPSS version 22.0 and AMOS version 18 two widely used statistical software tools in social science research.

These tools enabled the researchers to manage the data effectively and conduct complex statistical tests. One of the key techniques they used was Exploratory Factor Analysis (EFA), specifically applying Principal Component Analysis (PCA) with VARIMAX orthogonal rotation. This method is used to identify patterns or groupings among various variables, in this case, aspects of social media marketing [14]. The researchers applied specific criteria during this analysis; any items that did not correlate well with others or that stood out as inconsistent were removed from the analysis.

They found that the 11 items related to social media marketing could be meaningfully grouped into five distinct categories, indicating underlying dimensions in how social media marketing is perceived by consumers. Similar factor analyses were conducted for constructs such as brand trust, brand equity, and brand loyalty. A few items were removed from these constructs as well, based on poor fit, ensuring that each final group of items represented a cohesive and consistent factor. To assess the reliability of these groups, the researchers calculated Cronbach's alpha, a common measure used to determine internal consistency [15]. The values showed that all constructs met the standard for reliability, confirming that the data could be trusted for further analysis.

These statistical methods allowed the researchers to understand the structure and interrelationships of variables within social media marketing and its impact on key brand metrics. By organizing these elements into coherent groups, the study provides valuable insights into how brand trust serves as a mediating factor in building brand equity and brand loyalty through social media platforms [16]. Table 1 in the study supports this analysis by presenting the demographic and behavioral characteristics of the sample population. It includes data such as age, gender, education level, occupation, and patterns of social media usage. This contextual information helps interpret the findings by showing who the participants were and how their background may influence their responses to social media marketing and brand-related perceptions.

The study focused on analyzing the top five brands with the strongest presence on social media platforms such as Facebook, Twitter, and Instagram. These brands included Madame Coco, known for household linens; Turkish Airlines, the national airline; Mercedes Benz, a leading automotive manufacturer; Zen Diamond, a jewelry brand; and Turkcell, a telecommunications company [17]. To gather data, the researchers used a convenience sampling method, meaning participants were selected based on ease of access rather than random selection. While this approach allowed for easier data collection, it may limit the generalizability of the findings to the broader population.

Table 1: Shows the Demographic and Behavioral Characteristics of the Sample Population, Including Age, Gender, Education, Occupation, and Patterns of Social Media Usage.

Demographics		
	Frequency	Percentage
Gender		
Male	157	54.7
Female	130	45.3
Age		
18–20	89	31
21–30	73	25.4
31–40	38	13.2
41–50	58	20.2
51–60	22	7.7
60+	7	2.4
Median age in Egypt is 24.6		
Gender ratio in Egypt is 1.02 (CAPMAS, 2019)		
Education		
Bachelor degree	183	63.8
Master degree	22	7.7
Doctoral degree	9	3.1
Other	73	25.4
Occupation		
Employed	151	52.6
Non-employed	19	6.6
Student	85	29.6
Housewife	32	11.1
Social media usage period		
Less than a year	27	9.4
1–5 years	69	24
6–10 years	146	50.9
More than 10 years	45	15.7
Frequency visit		
Daily	12	4.2
Weekly	6	2.1
Monthly	40	13.9
Every 3 months	14	4.9
At need	208	72.5
Never	7	2.4
Social media site		
Facebook	141	49.1
Twitter	62	21.6
Instagram	37	12.9
LinkedIn	16	5.6
YouTube	31	10.8

In terms of participant demographics, the study included 547 individuals, with 308 women and 239 men. The age distribution revealed that 33.8% of participants were between 26 and 35 years old, while 11.7% were aged 46 or older. Regarding income, 34.9% of respondents reported earning 4,500 TL or more, whereas 23% earned 2,500 TL or less. The researchers also explored social media behavior, discovering that Instagram was the most popular platform, with 62.5% of participants indicating it as their preferred channel [18]. In terms of usage, 34.7% of participants reported spending 1 to 2 hours on social media each day, and 43% followed more than five different brands on these platforms.

The findings of the study highlight the significant influence of social media activity on consumer perceptions of brands and their loyalty. Social media primarily plays a role in enhancing brand awareness, helping brands stay visible and relevant in the minds of consumers. However, the study also revealed a key insight: increased brand awareness alone does not necessarily lead to a more positive brand image or greater brand loyalty. While visibility is important, it must be accompanied by deeper engagement and value to build lasting loyalty [19]. The effects of brand awareness on brand image and loyalty were found to be relatively weak, though both factors still contribute meaningfully to how consumers develop loyalty to a brand over time.

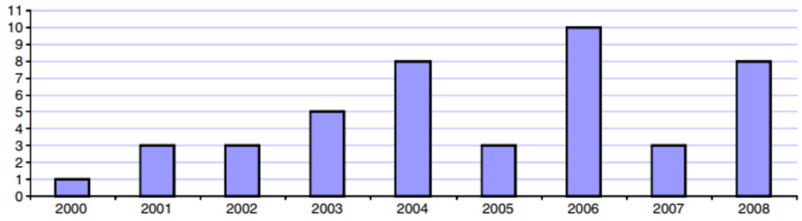

Fig. 1. Number of studies per year.

Figure 1: Demonstrate the Number of Studies Per Year.

Figure 1 illustrates the number of studies conducted on online customer loyalty over the years, highlighting the progression and growing academic interest in this area. This visual representation helps to track how research on online loyalty has evolved, potentially reflecting changes in consumer behavior, technological developments, and the rise of e-commerce platforms. Table 2 presents a comprehensive overview of the characteristics of the studies included in the review. It categorizes the studies based on various dimensions such as type of study, the nature of the customer-business relationship (e.g., B2C or B2B), dyad specification (buyer, seller, or both), types of products or services examined, the kind of retailers involved (e.g., virtual, multichannel), and the geographic locations where the studies were conducted. This table provides essential context for understanding the scope and focus of existing research on online customer loyalty.

Table 2: Shows the Overview of Research Characteristics in Online Consumer Loyalty Studies.

Type of study	Type of relationship	Dyad specification	Product/service category	Emphasis of loyalty	Geographic location of the study
Articles from scientific journals (38/44)	B2C (42/44)	Buyer (42/44)	Durable goods (24/44)	Online retailer/store/seller (24/44)	North-America (20/44)
Master's theses (2/44)	B2B (2/44)	Seller (1/44)	–Computers/IT/software/ accessories (12)	Strictly virtual retailer (2/44)	USA (15)
PhD theses (2/44)		Buyer and seller (1/44)	–Books/CDs/videos (9)	Multichannel retailer (4/44)	Canada (5)
Conference proceedings (2/44)			–Sporting goods/clothing/	Website (14/44)	Asia (11/44)
					Taiwan (8)
			cosmetics (3)		South Korea (1)
					India (1)
			Services (17/44)		Malaysia (1)
			–Travel/flights/reservations (8)		
			–Financial services (7)		Europe (6/44)
			–Search engines (2)		Australia (1/44)
					Africa (1/44)
			Consumer goods (3/44)		Cross-country (3/44)
			–Grocery/medicine (3)		Non-specified (2/44)

The core study under review, titled Customer loyalty to a commercial website: Descriptive meta-analysis of the empirical literature and proposal of an integrative model," starts by laying the foundational concepts of online loyalty. It explores how the term “e-loyalty” has been previously defined and understood in academic literature, eventually proposing a more integrated and refined definition for use in this paper. The authors also delve into how e-loyalty is measured, as well as the factors that influence it and the outcomes it leads to.

To explain the dynamics of online customer loyalty, researchers have drawn on a variety of theoretical frameworks. Among the five main theories identified, relationship marketing theories are particularly influential [20]. Key models include the commitment-trust theory by Morgan and Hunt, which emphasizes trust and commitment as essential for loyalty; Oliver’s satisfaction-loyalty model, which outlines the path from satisfaction to loyalty; the quality-satisfaction-loyalty chain, which connects perceived quality to satisfaction and then to loyalty;

and the investment model from social psychology by Rusbult and Farrell, which explains loyalty through the lens of investment and alternatives. These theories offer valuable insights into the psychological and behavioral mechanisms that drive online consumer loyalty.

5. CONCLUSION

This study examines how brand positioning has changed in the digital era, highlighting a move away from tactics that are product-centric and toward those that are consumer-centric. Nowadays, it is expected of brands to provide relevant, real, and customized experiences that meet the needs of each customer. This change is made possible in large part by digital technologies like data analytics, influencer marketing, and social media. The survey emphasizes how crucial sustainability, customisation, and openness are becoming to brand communication. Brands may customize their messaging and create deeper emotional bonds with customers by utilizing technology like artificial intelligence (AI) and big data, which will eventually increase brand loyalty. The study gives scholars and marketers useful information and a road map for modifying brand strategies in the fast-paced, digital-first market of today. Its dependence on secondary data and out-of-date sources, which could not accurately represent the most recent trends, is the main reason for its shortcomings. Deeper analysis and the comprehension of causal correlations between factors such as brand awareness and loyalty are further limited by the lack of primary and longitudinal data. Future studies might improve our knowledge of digital brand positioning by addressing these constraints.

REFERENCES:

[1] K. Janiszewska and A. Insch, "The Strategic Importance of Brand Positioning in the Place Brand Concept – Elements, Structure and Application of the Positioning Statement," *J. Int. Stud.*, vol. 5, no. 1, pp. 9–19, May 2012, doi: 10.14254/2071-8330.2012/5-1/2.

[2] L. Vinet and A. Zhedanov, "A 'missing' family of classical orthogonal polynomials," *J. Phys. A Math. Theor.*, vol. 44, no. 8, p. 085201, Feb. 2011, doi: 10.1088/1751-8113/44/8/085201.

[3] D. L. Alden, J.-B. E. M. Steenkamp, and R. Batra, "Brand Positioning Through Advertising in Asia, North America, and Europe: The Role of Global Consumer Culture," *J. Mark.*, vol. 63, no. 1, p. 75, Jan. 1999, doi: 10.2307/1252002.

[4] S. S. Hassan and S. Craft, "Examining world market segmentation and brand positioning strategies," *J. Consum. Mark.*, vol. 29, no. 5, pp. 344–356, Jul. 2012, doi: 10.1108/07363761211247460.

[5] R. Gong, "A review of 'Customer-Based Collection Development: An Overview,'" *J. Electron. Resour. Librariansh.*, 2015, doi: 10.1080/1941126x.2015.999572.

[6] S. Coffie, "Positioning strategies for branding services in an emerging economy," *J. Strateg. Mark.*, vol. 28, no. 4, pp. 321–335, May 2020, doi: 10.1080/0965254X.2018.1500626.

[7] S. P. Douglas, C. S. Craig, and E. J. Nijssen, "Executive Insights: Integrating Branding Strategy across Markets: Building International Brand Architecture," *J. Int. Mark.*, vol. 9, no. 2, pp. 97–114, Jun. 2001, doi: 10.1509/jimk.9.2.97.19882.

[8] A. L. Riani, E. Kurniadi, M. Cholil, M. A. Gunadi, A. Atmaji, and A. Prabowo, "Potential Management Development Of Batik Small-Medium Enterprise In Pilang Village, Sragen," *Mudra J. Seni Budaya*, vol. 35, no. 1, pp. 63–69, Apr. 2020, doi: 10.31091/mudra.v35i1.999.

[9] R. Gong, "A review of 'Customer-Based Collection Development: An Overview,'" *J. Electron. Resour. Librariansh.*, vol. 27, no. 1, pp. 65–66, Jan. 2015, doi: 10.1080/1941126X.2015.999572.

[10] E. OZKUL and B. BILGILI, "BRAND AWARENESS, BRAND PERSONALITY, BRAND LOYALTY AND CONSUMER SATISFACTION RELATIONS IN BRAND POSITIONING STRATEGIES (A TORKU BRAND SAMPLE)," *J. Glob. Strateg. Manag.*, vol. 2, no. 9, pp. 89–89, Dec. 2015, doi: 10.20460/JGSM.2015915576.

[11] C. Fuchs and A. Diamantopoulos, "Evaluating the effectiveness of brand-positioning strategies from a consumer perspective," *Eur. J. Mark.*, vol. 44, no. 11/12, pp. 1763–1786, Nov. 2010, doi: 10.1108/03090561011079873.

[12] D. Fayvishenko, "FORMATION OF BRAND POSITIONING STRATEGY," *Balt. J. Econ. Stud.*, vol. 4, no. 2, pp. 245–248, 2018, doi: 10.30525/2256-0742/2018-4-2-245-248.

[13] D. Grundey, "Brand: Evolutionary Cognition, Modern Interpretation and Empirical Research," *Ekonomika*, vol. 59, Dec. 2002, doi: 10.15388/Ekon.2002.17017.

[14] F. P. Santos, "The Semiotic Conception of Brand and the Traditional Marketing View," *Irish J. Manag.*, 2012.

[15] A. S. Bist, V. Agarwal, Q. Aini, and N. Khofifah, "Managing Digital Transformation in Marketing: 'Fusion of Traditional Marketing and Digital Marketing,'" *Int. Trans. Artif. Intell.*, vol. 1, no. 1, pp. 18–27, Nov. 2022, doi: 10.34306/italic.v1i1.86.

[16] T. Rupali, "an Approach on Comparative Study of Digital Marketing Vs Traditional Marketing With Reference To Oman Pramod Kumar …," *Researchgate.Net*, 2022.

[17] O. Garachkovska, O. Sytnyk, D. Fayvishenko, I. Taranskiy, O. Afanasieva, and O. Prosianyk, "Strategic Management of Brand Positioning in the Market," *Adv. Sci. Technol. Eng. Syst. J.*, vol. 6, no. 1, pp. 947–953, Feb. 2021, doi: 10.25046/aj0601104.

[18] O. Kovalchuk, "FORMATION OF BRAND POSITIONING STRATEGY IN THE MARKET," *Mark. Infrastruct.*, no. 51, 2021, doi: 10.32843/infrastruct51-23.

[19] O. Sukach, S. Kozlovska, and N. Sushko, "MODERN MANAGEMENT TECHNOLOGIES IN THE HOSPITALITY INDUSTRY," *Balt. J. Econ. Stud.*, vol. 7, no. 3, pp. 168–176, Jun. 2021, doi: 10.30525/2256-0742/2021-7-3-168-176.

[20] P. K. Bharti and A. Kumar, "Traditional VS. Digital marketing: A comparative study," *ZENITH Int. J. …*, 2020.

CHAPTER 9

IMPACT OF NEUROMARKETING ON CONSUMER ENGAGEMENT AND BRAND BUILDING

[1]Durva Pawaskar, [2]Dr. Zuleika Homavazir
[1]Student, [2]Faculty
[1.2]Department of ISME
[1.2]ATLAS SkillTech University, Mumbai
Email: [1]durva.pawaskar.mba2022@atlasskilltech.university [2]zuleika.homavazir@atlasuniversity.edu.in

ABSTRACT:

It's getting harder to get customers' attention and build brand loyalty in today's fiercely competitive economy. The quickly developing subject of neuromarketing, which blends marketing, psychology, and neuroscience, gives companies a better grasp of the unconscious forces influencing customer behavior. Through the use of methods like eye tracking, neuroimaging, and physiological data, neuromarketing offers advertisers important insights into how the brain makes decisions, allowing them to develop more individualized, emotionally compelling advertising. This study examines the short-term and long-term impacts of neuromarketing on consumer engagement and brand building. It also looks at the moral issues that come up when using neuromarketing techniques, highlighting how crucial moral standards are to safeguarding customer privacy and consent. The study is to provide practical insights into the efficient use of neuromarketing while upholding openness and consumer rights. The results highlight how neuromarketing has the power to revolutionize marketing tactics, improve consumer-brand connections, and fortify brand identities.

KEYWORDS:

Advertising, Consumer Behavior, Decision-Making, Marketing, Neuromarketing.

1. INTRODUCTION

In today's hypercompetitive marketplace, understanding the complexities of customer behavior has become a critical challenge for marketers. Consumers are overwhelmed with countless options and an endless stream of information, making it increasingly difficult for brands to capture and retain their attention. This shift has led to a growing emphasis on finding deeper insights into consumer decision-making, and at the forefront of this effort is the emerging field of neuromarketing [1]. Neuromarketing combines principles from neuroscience, psychology, and marketing to explore the subconscious aspects of consumer behavior that traditional marketing research methods often overlook [2]. By examining brain activity and physiological responses, neuromarketing provides a unique window into the hidden drivers of consumer preferences, allowing brands to understand what truly influences buying decisions at a deeper, more instinctual level.

As digital marketing continues to evolve, the importance of neuromarketing becomes even more pronounced. The digital age has brought unprecedented access to data, but understanding how consumers process and react to this information remains a challenge. Neuromarketing allows marketing professionals to tap into the subconscious processes behind consumer behavior, helping brands craft messages and experiences that resonate on a much more emotional and intuitive level [3]. This deeper understanding of how the brain works enables companies to design more effective marketing strategies, delivering personalized and highly engaging content that connects with consumers' core desires and needs. Neuromarketing is not

just about improving consumer engagement, it is also pivotal in shaping the brand creation process. By uncovering the cognitive and emotional factors that influence how consumers perceive and relate to brands, neuromarketing offers invaluable insights into building a strong, appealing brand identity. Marketers can leverage these insights to create branding strategies that go beyond surface-level aesthetics and messaging, crafting experiences that align with the way consumers think and feel [4]. Neuromarketing bridges the gap between the conscious and subconscious, empowering brands to connect with their audiences in ways that were once thought impossible.

This study takes readers on an exciting exploration into the world of neuromarketing, shedding light on how this rapidly evolving field is transforming the ways brands engage with consumers and build lasting identities. As the marketing landscape becomes increasingly dynamic and competitive, understanding the deeper, subconscious layers of consumer behavior is more critical than ever. Neuromarketing, by tapping into the brain's decision-making processes, provides marketers with a powerful tool to refine their strategies and foster stronger, more meaningful connections with their audiences [5]. Through this deep dive into neuromarketing, we aim to equip marketers with the knowledge they need to adapt and thrive in this constantly shifting environment.

As we navigate this fascinating terrain, it is crucial to also address the ethical concerns that come with the use of neuromarketing techniques. The ability to influence consumer behavior at such a deep, subconscious level raises important questions about privacy, consent, and manipulation. This essay will carefully examine these ethical dimensions to ensure that, while neuromarketing offers immense potential, it is applied responsibly. With the power to deeply affect consumer choices comes the responsibility to protect individual rights and maintain transparency in how these techniques are used. As we venture further into the realm of neuromarketing, we acknowledge the vast potential, the unanswered questions, and the boundless opportunities that lie ahead. This exploration promises to unlock valuable insights into brand development and consumer engagement in ways that were previously unimaginable [6]. It is an exciting journey, one that not only holds the key to mastering consumer relationships but also challenges us to think critically about the ethical implications of these powerful new tools. The adventure begins now, ready to uncover the hidden forces shaping brands in the neuromarketing era.

1.1.Neuromarketing and Its Relevance in Contemporary Marketing:

Neuromarketing is an innovative fusion of commercial strategy and scientific inquiry. It combines neuroscience, psychology, and marketing to understand consumer behavior at a deeper level. As traditional market research methods like surveys, focus groups, and questionnaires often rely on self-reported data, they can be prone to bias and may not accurately capture the subconscious factors that drive decision-making. In contrast, neuromarketing addresses these limitations by studying the neurophysiological processes that underlie consumer choices [7]. By utilizing tools like neuroimaging, eye-tracking, and biometric measurements, neuromarketing provides insights that go beyond surface-level responses and taps into the deeper, unconscious drivers of behavior.

In today's marketplace, where consumers are bombarded with information and choices, neuromarketing is especially relevant. Conventional market research often struggles to reveal the true motives that influence purchasing decisions. Neuromarketing provides a more direct view into how the brain reacts to marketing stimuli, offering a more accurate picture of what drives consumer behavior [8]. This ability to probe beneath the surface of conscious thought

allows marketers to craft more effective, targeted campaigns that resonate with consumers on a subconscious level, leading to better engagement and, ultimately, stronger brand loyalty.

1.2.Effects of Neuromarketing on Brand Building and Consumer Engagement:

Neuromarketing has a profound impact on both consumer engagement and brand development. In a time when consumers are overwhelmed with choices and inundated with advertising, gaining their attention and fostering brand loyalty has become more challenging than ever. Neuromarketing tools such as neuroimaging, eye-tracking, and biometrics provide novel insights into how consumers emotionally engage with brands and products [9]. These techniques offer a deeper understanding of consumer decision-making, not just based on what they consciously say or think, but on what their brains and bodies reveal about their emotional responses to marketing stimuli.

Consumer engagement is a critical factor in the success of marketing campaigns. It encompasses all of the interactions, emotional responses, and general impressions that consumers form about a brand. Neuromarketing offers methods to uncover the subconscious factors that drive these responses, going beyond what consumers can articulate in surveys or focus groups. By examining brain activity, marketers can gauge the emotional appeal of advertising, product features, or brand messages. For instance, neuromarketing can reveal which aspects of an ad evoke positive emotional responses and help marketers adjust their strategies to elicit the desired emotional engagement.

Brand building, meanwhile, is a complex process that involves much more than just creating logos or slogans. It is about establishing a strong, favorable image in the minds of consumers that evokes trust, loyalty, and emotional attachment. Neuromarketing plays a key role in this process by providing insights into the cognitive and emotional factors that shape how consumers perceive and connect with brands. Neuroimaging studies, for example, can reveal which elements of a brand, such as logo design, color schemes, or packaging, trigger positive reactions in the brain [10]. By understanding these responses, marketers can refine their branding strategies to create stronger, more enduring connections with their target audience. Furthermore, neuromarketing can help identify the neural underpinnings of brand loyalty, which can then be leveraged to develop strategies that enhance customer retention and foster long-term brand attachment [11].

1.3.Neuromarketing Affects Brand Building and Consumer Engagement:

At the core of this investigation lies the crucial question: how does neuromarketing affect consumer engagement and brand building? Neuromarketing reshapes these fundamental aspects of marketing by offering insights into the emotional and cognitive processes that drive consumer behavior. Through a variety of sophisticated methods, neuromarketing allows researchers to observe how the brain responds to different marketing stimuli and provides valuable information on how to connect with consumers on a deeper emotional level [12]. Neuro-marketing techniques like functional magnetic resonance imaging (fMRI) and eye-tracking enable marketers to monitor brain activity and eye movements while consumers interact with advertisements, product packaging, or other marketing content. fMRI helps identify which areas of the brain are activated when consumers are exposed to certain stimuli, revealing how they emotionally process different aspects of a product or ad [13]. Eye-tracking technology shows which elements of packaging or messaging capture the most attention, helping marketers optimize the visual aspects of their campaigns.

In addition to these methods, biometric techniques such as skin conductance and heart rate variability provide real-time data on physiological reactions, allowing marketers to understand

the emotional intensity behind consumer engagement. These tools offer powerful insights into how consumers feel about a brand or product, whether they are experiencing excitement, surprise, or even frustration, which can significantly influence their purchasing decisions [14]. While neuromarketing opens up new avenues for understanding consumer behavior and enhancing brand-building efforts, it also raises important ethical considerations. With the ability to tap into subconscious decision-making, marketers wield significant power to influence consumer choices. This raises concerns about privacy, consent, and the potential for manipulation [15].

As such, neuromarketing practices must be conducted responsibly, with respect for consumers' rights and a commitment to transparency. The ethical implications of collecting and using neurodata will be explored further in this study, ensuring that marketers remain accountable in their use of these powerful tools.

Neuromarketing is a transformative force in the world of marketing, offering unprecedented insights into the unconscious drivers of consumer behavior. By utilizing cutting-edge technologies and methodologies, neuromarketing helps marketers enhance consumer engagement, refine brand-building strategies, and create more personalized, emotionally resonant marketing campaigns. However, as this field continues to evolve, it is essential to address the ethical issues that accompany its use, ensuring that neuromarketing is applied in ways that respect consumer privacy and promote ethical marketing practices.

The objective of this study is to investigate how neuromarketing influences customer engagement and brand development over both the short and long term. As neuromarketing techniques gain prominence in the marketing landscape, it is essential to understand their lasting impact on consumer behavior and the strategies that brands use to build strong, sustainable relationships with their audiences. This study aims to examine the long-term effects of neuromarketing methods on consumer behavior. While traditional marketing techniques may yield immediate results, it is critical to evaluate how neuromarketing impacts customer engagement over an extended period. By studying consumer interactions with brands and the sustained effects of neuromarketing interventions, this research will uncover how these methods shape consumer loyalty, retention, and decision-making over time.

The study seeks to determine the mechanisms underlying the impact of neuromarketing on consumer perceptions. Neuromarketing can tap into unconscious emotional and cognitive responses that traditional marketing methods might overlook. By investigating the specific neuromarketing tactics and mechanisms that influence how consumers feel about products or services, this research will provide valuable insights into the underlying psychological and emotional processes that drive consumer preferences. Understanding these mechanisms will enable marketers to fine-tune their strategies to better resonate with consumers on a deeper level.

This research evaluates the impact of neuromarketing on brand building. Brand development goes beyond simply creating a logo or slogan; it involves crafting a brand identity that connects with consumers emotionally and intellectually. This study will assess how neuromarketing techniques affect key brand-related variables such as brand equity, brand trust, and brand loyalty. By analyzing the long-term effects of neuromarketing on these factors, the study aims to reveal how these variables influence the process of brand building and whether neuromarketing contributes to more enduring and impactful brand relationships. The study examines moderating factors in the relationship between neuromarketing and brand development. Marketing strategies do not operate in a vacuum; external variables, such as market dynamics, industry-specific trends, customer demographics, and cultural influences,

can all play a role in moderating the effects of neuromarketing tactics. By exploring these moderating factors, the study will provide a more nuanced understanding of how neuromarketing interacts with various contextual elements and how these variables shape the effectiveness of neuromarketing techniques in driving brand success over time.

The study will aim to offer strategic advice for ethical neuromarketing practices. As neuromarketing involves tapping into consumers' subconscious minds, ethical considerations are paramount. This research will provide organizations and marketers with actionable strategies to ensure that neuromarketing is used responsibly, with respect for consumer privacy and consent. By addressing the ethical issues surrounding neuromarketing, this study will help companies navigate the complexities of this emerging field while ensuring that their strategies promote long-term consumer trust and brand credibility. These research objectives aim to provide a comprehensive understanding of how neuromarketing can influence consumer engagement and brand building. The study will address the ethical challenges that accompany the use of neuromarketing techniques, offering practical advice to help marketers use these methods responsibly and effectively. Through this, the study will contribute to a more profound understanding of the power and responsibility that comes with utilizing neuromarketing in modern marketing practices.

2. LITERATURE REVIEW

R. Bačík *et al.* [16] investigated how website quality affects travelers' usage of e-banking while they are at a place. The study examines important aspects of websites and how they affect the frequency of using online banking, using the Unified Theory of Acceptance and Use of Technology (UTAUT) as its theoretical basis. The study found that website quality a multifaceted concept has an indirect effect on user behavior. Specifically, a well-designed website influences customers' expectations, which in turn influences how they utilize online banking services. That was known as the expected performance factor, and it explains how the quality of the website affects user behavior. The study makes the argument that regular usage of e-banking, particularly in circumstances about tourism, is significantly influenced by the quality of websites. The study results emphasize how crucial it is to create top-notch websites to increase the acceptability and use of electronic banking.

C. Morin [17] studied consumer behavior and neurology are being connected in the new discipline of neuromarketing. Although controversial when it initially appeared in 2002, the discipline is quickly becoming more accepted by experts in marketing and advertising. Over 400 billion dollars are spent on advertising campaigns annually. However, traditional techniques for evaluating and forecasting the success of such investments have typically fallen short since they rely on customers' ability and willingness to express their feelings in response to advertisements. Innovative techniques for directly investigating brains without needing demanding cognitive or conscious input are provided by neuromarketing. This study explores the potential of the emerging discipline of neuromarketing and argues that it might greatly increase the efficacy of commercial and cause-related advertising messages globally.

F. M. Córdova *et al.* [18] used standard surveys and neuromarketing technologies, specifically EEG, to investigate how consumers make decisions in e-commerce. It looked at how various learning styles affect the decision-making process as well as how elements like pricing, payment options, and promotions affect purchasing decisions. The frontal lobe, which is connected to behavioral control, attention, and planning, was shown to be most active during decision-making. Price and promotions, for example, may cause conscious judgments to be made, even if unconscious variables frequently influence purchasing decisions. To validate the

EEG data, the research also performed interviews following the experiment to corroborate its findings. The exploratory, mixed technique used both quantitative and qualitative methods.

S. Bhardwaj *et al.* [19] examined 100 peer-reviewed publications as part of a systematic evaluation of the literature on neuromarketing published between 2011 and 2021. It sought to categorize previous studies under four main themes: The Neuromarketing phenomenon, application, positive aspects, and negative aspects. A theoretical foundation on how neuromarketing affects consumer behavior was also provided by the study. To further develop the area from a business and management standpoint, it also highlighted future study directions in theory, application, methodology, and evidence.

3. METHODOLOGY

3.1.Design:

This study adopts a mixed-methods research design, integrating both qualitative and quantitative approaches to comprehensively examine how neuromarketing tactics influence consumer engagement and brand development. This design allows for a nuanced exploration of individual perceptions and broader market trends while addressing emerging concerns about the ethical implications of neuromarketing practices.

3.2.Sample:

The research will involve two distinct groups: consumers and marketing professionals. A sample of at least 200 consumers from various ages, genders, and socioeconomic backgrounds will be selected using random sampling to provide insights into general consumer responses. Additionally, 15 to 20 marketing professionals with experience or interest in neuromarketing will be chosen through purposive sampling for in-depth qualitative interviews, ensuring expert perspectives are incorporated into the study.

3.3.Instrument:

Primary data will be gathered through two key instruments: structured surveys and semi-structured interviews. The surveys will focus on consumer attitudes, awareness, and behavioral responses to neuromarketing techniques, while the interviews will explore marketing professionals' insights on strategy development, practical applications, and ethical concerns. All instruments will be pre-tested in a pilot phase to ensure clarity, validity, and reliability.

3.4.Data Collection:

Data will be collected from both primary and secondary sources. Primary data will come from consumer surveys and expert interviews conducted in-person and online. Secondary data will be sourced from academic journals, industry reports, news articles, and case studies on neuromarketing, consumer behavior, and brand positioning. Data sources will be selected based on their relevance to the research questions, focusing on how neuromarketing affects engagement and brand development. Data related specifically to consumer interaction and brand-building outcomes will be systematically extracted and organized for easier interpretation.

3.5.Data Analysis:

The collected data will be analyzed using a combination of quantitative and qualitative methods. Quantitative data from consumer surveys will be processed using statistical tools such

as descriptive statistics, correlation, and regression analysis to identify patterns and relationships between neuromarketing tactics and engagement outcomes. Qualitative data from interviews will be subjected to thematic analysis to extract common themes, insights, and ethical considerations.

Data analysis will be supported by software tools like SPSS for quantitative data and NVivo for qualitative content. This methodology directly addresses the study's core research problem, which focuses on the long-term impact of neuromarketing on brand development and customer engagement, the techniques most influential in shaping consumer perceptions, and the ethical implications that may arise. Together, these elements aim to provide actionable insights for marketers while encouraging a critical perspective on the responsible use of neuromarketing strategies.

4. RESULT AND DISCUSSION

Neuromarketing has rapidly become an influential area of marketing research, applying neuroscience techniques to understand the subconscious processes driving consumer behavior. By investigating the brain processes involved in decision-making, neuromarketing provides businesses with insights into how consumers respond to various stimuli. These insights enable companies to design more targeted and effective marketing campaigns. A growing body of research demonstrates that neuromarketing can lead to significant improvements in consumer engagement and brand development. For instance, studies such as those conducted by the Wharton School of Business have highlighted the effectiveness of neuromarketing in boosting advertising outcomes, with findings indicating that neuromarketing strategies can increase the impact of ads by up to 40%. Research from the London Business School has shown that neuromarketing can enhance the emotional resonance of brand experiences, which ultimately fosters greater brand loyalty [20]. These findings underline the potential of neuromarketing to provide *businesses* with a competitive edge in increasingly saturated markets.

4.1.Impact of Neuromarketing *on Consumer Engagement:*

Neuromarketing offers a unique advantage by helping businesses gain a deeper understanding of what consumers truly want and how they respond to different stimuli. By tapping into the brain’s subconscious reactions to marketing content, companies can tailor their advertising strategies to produce more appealing, emotionally impactful, and memorable materials. This enhances the likelihood that consumers will engage with the brand and form lasting emotional connections. For example, research from the University of California, Los Angeles, revealed that people are more inclined to purchase products packaged in colors that evoke positive emotions like red and yellow, highlighting the significant role of visual stimuli in driving purchasing behavior. The Massachusetts Institute of Technology found that ads featuring human faces are more likely to capture attention and be remembered by consumers [21]. These findings demonstrate how neuromarketing tools can assist businesses in designing campaigns that align with the brain's natural responses, optimizing consumer engagement.

4.2.Impact of Neuromarketing on Brand Building:

Neuromarketing also plays a pivotal role in helping businesses build stronger brands. By understanding consumer perceptions, businesses can identify opportunities to improve their branding strategies and connect with consumers on a deeper level. For example, a study by the University of Pennsylvania highlighted that brands perceived as authentic and transparent are more likely to foster trust among consumers, which is essential for long-term brand loyalty. Neuromarketing can inform brand positioning strategies that resonate with consumers' emotional needs and desires. For instance, the University of Toronto found that consumers are

more likely to associate positive emotions with brands that are positioned as aspirational or exclusive [22]. By leveraging such insights, businesses can shape their brand image and positioning to attract specific consumer segments, enhance brand appeal, and strengthen the emotional bonds with their target audience.

4.3.Ethical Considerations in Neuromarketing:

Despite the substantial benefits neuromarketing offers, ethical considerations are crucial when employing such powerful tools. Neuromarketing methods can raise concerns around consumer manipulation and the privacy of consumer data. For example, by using brain data to subtly influence decision-making, businesses could inadvertently manipulate consumers' choices without their full awareness or consent. This potential for manipulation necessitates careful ethical oversight. To mitigate such concerns, businesses must make consumers aware when neuromarketing is being used and provide them with the choice to participate or not. Additionally, the responsible use of neuromarketing data is critical. Companies must ensure that data is collected and used in ways that respect consumer privacy and avoid using it to exploit vulnerable individuals or push them toward decisions they may not consciously choose. While neuromarketing offers powerful tools for increasing consumer engagement and building stronger brands, businesses need to consider the ethical implications of using such techniques [23]. By balancing effectiveness with responsibility, businesses can harness the full potential of neuromarketing while ensuring they uphold consumer rights and trust.

Secondary research, while valuable, comes with several inherent limitations. One of the primary drawbacks is that it depends on the work conducted by other researchers. As a result, the findings and conclusions are based on the accuracy, methodology, and scope of previous studies, which may not always align with the specific needs of the current research. Secondary data can also become outdated, especially in fast-evolving fields like neuromarketing, where new techniques and consumer behaviors are constantly being uncovered. Thus, relying solely on secondary research may limit the ability to access the most current or context-specific insights. Additionally, since secondary research does not always account for the nuances or objectives of the current study, there may be gaps or inconsistencies in how the data applies to the research questions at hand.

The field of neuromarketing is still relatively young, and there is much more to explore in terms of its impact on consumer engagement and brand building. Future research should focus on investigating how neuromarketing techniques can be used to create even deeper, more meaningful connections with consumers across different industries. More longitudinal studies would be valuable in understanding the long-term effects of neuromarketing on consumer behavior and brand loyalty, as most current studies are limited to short-term observations. As neuromarketing tools continue to evolve, it will be essential to develop comprehensive ethical guidelines for their application. Research should explore the ethical boundaries of neuromarketing techniques, particularly concerning consumer privacy, consent, and potential manipulation. Establishing these ethical frameworks will ensure that the benefits of neuromarketing are maximized without compromising consumer trust. This will be crucial for the sustainable and responsible growth of neuromarketing as a mainstream marketing tool.

5. CONCLUSION

Modern marketing has seen a revolution because to neuromarketing, which provides profound insights into customer behavior that were previously unattainable through conventional means. Marketers may produce more emotionally compelling, captivating, and successful ads by using neuromarketing, which taps into the subconscious. By increasing the emotional attractiveness of marketing stimuli and boosting customer retention through more individualized and

memorable experiences, the study illustrates how neuromarketing affects consumer engagement. Furthermore, by assisting companies in comprehending customer perceptions, emotional triggers, and preferences, neuromarketing plays a critical role in brand building and enables them to create more robust and genuine brand identities. Despite its effectiveness, neuromarketing poses serious ethical concerns around customer privacy, consent, and potential manipulation. To safeguard customers from excessive influence and maintain openness in marketing tactics, the study highlights the necessity of ethical rules to guarantee that neuromarketing is utilized ethically. Although neuromarketing presents marketers with amazing chances to increase brand engagement and loyalty, these strategies must be carried out in a way that upholds consumer rights and builds trust. In the future, further study will be needed to fully comprehend the long-term impacts of neuromarketing and to provide thorough ethical guidelines for its use. The results of the study highlight the significance of striking a balance between innovation and accountability, guaranteeing that neuromarketing will remain a useful instrument for establishing brands while protecting the interests of consumers. In the end, neuromarketing will be crucial in determining how marketing develops in the future, but to reach its full potential, it must be applied carefully and morally.

REFERENCES:

[1] Z. Birknerová, D. Miško, I. Ondrijová, and B. N. Čigarská, "Analysis of Consumer Awareness of Neuromarketing," *TEM J.*, 2022, doi: 10.18421/TEM112-47.

[2] A. Ismajli, B. Ziberi, and A. Metushi, "THE IMPACT OF NEUROMARKETING ON CONSUMER BEHAVIOUR," *Corp. Gov. Organ. Behav. Rev.*, 2022, doi: 10.22495/cgobrv6i2p9.

[3] S. Kari, A. Arun, and M. Pundir, "Neuro-Marketing and its effect on Consumer Behaviour and Brand Perception," 2020.

[4] D. S. Shabir, "Humanizing the Consumer through Neuro-Marketing Tool: A Paradigm Shift," *Int. J. Multidiscip. Res. Anal.*, 2020, doi: 10.47191/ijmra/v3-i10-03.

[5] C. O'Connor and S. Kelly, "Facilitating knowledge management through filtered big data: SME competitiveness in an agri-food sector," *J. Knowl. Manag.*, 2017, doi: 10.1108/JKM-08-2016-0357.

[6] C. Krampe, N. R. Gier, and P. Kenning, "The application of mobile fNIRS in marketing research detecting the 'first-choice-brand' effect," *Front. Hum. Neurosci.*, 2018, doi: 10.3389/fnhum.2018.00433.

[7] C. B. Iloka and K. J. Onyeke, "Neuromarketing: A historical review," *Neurosci. Res. Notes*, 2020, doi: 10.31117/neuroscirn.v3i3.54.

[8] K. Bočková, J. Škrabánková, and M. Hanák, "Theory and practice of neuromarketing: Analyzing human behavior in relation to markets," *Emerg. Sci. J.*, 2021, doi: 10.28991/esj-2021-01256.

[9] Z. Zhu, Y. Jin, Y. Su, K. Jia, C. L. Lin, and X. Liu, "Bibliometric-Based Evaluation of the Neuromarketing Research Trend: 2010–2021," *Front. Psychol.*, 2022, doi: 10.3389/fpsyg.2022.872468.

[10] W. M. Lim, "Demystifying neuromarketing," *J. Bus. Res.*, 2018, doi: 10.1016/j.jbusres.2018.05.036.

[11] S. Traymbak, A. Shukla, and M. Dutta, "A Study of Reliability and Validity of Constructs of Neuromarketing Among Indian Consumers," *Ann. Neurosci.*, 2024, doi: 10.1177/09727531231181868.

[12] A. H. Alsharif, N. Z. M. Salleh, and R. Baharun, "Neuromarketing: The popularity of the brain-imaging and physiological tools," 2021. doi: 10.31117/NEUROSCIRN.V3I5.80.

[13] H. Baghsheykhi and F. Arabiyeh, "Investigating and Evaluating the Effect of Neuro Marketing on Consumer Behavior With Emphasis on Consumer Loyalty (Case Study of Samsung Products)," 2019.

[14] L. Cardoso, M. M. Chen, A. Araújo, G. G. F. de Almeida, F. Dias, and L. Moutinho, "Accessing Neuromarketing Scientific Performance: Research Gaps and Emerging Topics," *Behav. Sci. (Basel).*, 2022, doi: 10.3390/bs12020055.

[15] A. A. Mansor and S. M. Isa, "Fundamentals of neuromarketing: What is it all about?," *Neurosci. Res. Notes*, 2020, doi: 10.31117/neuroscirn.v3i4.58.

[16] R. Bačík, B. Gavurova, I. Fedorko, and R. Fedorko, "Website quality factor as a multidimensional construct and its impact on the use of e-banking," *Entrep. Sustain. Issues*, 2021, doi: 10.9770/jesi.2021.9.1(34).

[17] C. Morin, "Neuromarketing: The New Science of Consumer Behavior," 2011. doi: 10.1007/s12115-010-9408-1.

[18] F. M. Córdova, F. Cifuentes, C. Castro, and C. Hinostroza, "Analysis of the purchasing decision-making process in e-commerce using SED Method from Neuromarketing," in *Procedia Computer Science*, 2022. doi: 10.1016/j.procs.2022.11.232.

[19] S. Bhardwaj, G. A. Rana, A. Behl, and S. J. Gallego de Caceres, "Exploring the boundaries of Neuromarketing through systematic investigation," *J. Bus. Res.*, 2023, doi: 10.1016/j.jbusres.2022.113371.

[20] L. A. Casado-Aranda, J. Sánchez-Fernández, E. Bigne, and A. Smidts, "The application of neuromarketing tools in communication research: A comprehensive review of trends," 2023. doi: 10.1002/mar.21832.

[21] S. Kant and Fisseha Dejene Yadete, "Neuro-Marketing in Understanding Consumer Behavior: Systematic Literature Review," *RADINKA J. Sci. Syst. Lit. Rev.*, 2023, doi: 10.56778/rjslr.v1i1.86.

[22] A. H. Alsharif, N. Z. M. Salleh, M. Abdullah, A. Khraiwish, and A. Ashaari, "Neuromarketing Tools Used in the Marketing Mix: A Systematic Literature and Future Research Agenda," *SAGE Open*, 2023, doi: 10.1177/21582440231156563.

[23] A. H. Alsharif, N. Z. M. Salleh, A. R. Hashem E, A. Khraiwish, L. Putit, and L. S. M. Arif, "Exploring Factors Influencing Neuromarketing Implementation in Malaysian Universities: Barriers and Enablers," *Sustain.*, 2023, doi: 10.3390/su15054603.

CHAPTER 10

STRATEGIC AND FINANCIAL IMPACTS OF MERGERS AND ACQUISITIONS IN THE FINANCIAL SERVICES SECTOR: A COMPARATIVE ANALYSIS OF RECENT CASE STUDIES

[1]Kimaya Surve, [2]Nistha Pandey, [3]Mustafa Patel, [4]Prof. Bineet Desai
[1,2,3]Student, [4]Faculty
[1.2,3,4]Department of ISME
[1.2,3,4]ATLAS SkillTech University, Mumbai
Email: [1]kimaya.surve.mba2022@atlasskilltech.university , [2]nistha.pandey.mba2022@atlasskilltech.university , [3]mustafa.patel.mba2022@atlasskilltech.university , [4]bineet.desai@atlasuniversity.edu.in

ABSTRACT:

This comprehensive study explores the complex world of mergers and acquisitions (M&A) in the financial services industry, which is influenced by contemporary developments including globalization, growing client expectations, and technology breakthroughs. In reaction to the rise of fintech firms, traditional financial institutions are increasingly using M&A operations to achieve expansion and innovation. The research looks into the financial success of businesses that are involved in mergers and acquisitions, showing a range of results impacted by regulatory barriers, cultural differences, and integration difficulties. Successful post-merger integration and risk management become essential components. It also reveals a variety of strategic goals that have been driving recent M&A transactions, from access to complementary technologies to cost reduction and market growth. The study concludes by highlighting the critical role that regulation plays in influencing M&A in the financial services industry, which is marked by more stringent monitoring and compliance requirements that are impacted by geopolitical tensions. This study offers a thorough analysis of the dynamic and changing character of M&A in the financial services industry, shedding light on its importance as a development tactic.

KEYWORDS:

Banking, Financial Sectors, Financial Services Industry, Mergers and Acquisitions (M&A), Risk Management.

1. INTRODUCTION

The financial services sector is undergoing a significant transformation, shaped by the accelerating pace of technological innovation, rapidly changing consumer expectations, and the far-reaching effects of globalization. These forces have disrupted traditional business models, compelling institutions to rethink their strategies to remain competitive and relevant. As a result, mergers and acquisitions (M&A) have become a central strategic tool used by financial firms to adapt to this evolving environment. M&A activity enables organizations not only to consolidate resources and reduce costs but also to innovate, scale quickly, and respond effectively to competitive pressures.

This study aims to provide an in-depth analysis of the recent trends in M&A within the financial services industry, focusing on how these transactions are influencing market dynamics and shaping the strategic direction of both incumbent and emerging players.By examining key drivers behind M&A, such as digital transformation, regulatory changes, and global expansion, it seeks to offer insights into how such deals are impacting operational efficiencies, customer experiences, and stakeholder value [1]. In doing so, the research contributes to a broader

understanding of the transformative role M&A plays in redefining the structure and future trajectory of the financial services landscape. The financial services sector, which includes a wide array of institutions such as banks, insurance companies, asset management firms, and fintech startups, has increasingly turned to mergers and acquisitions as a strategic response to the intensifying pressures of competition and globalization. In a market where agility, scale, and innovation are crucial, M&A offers a way for these firms to adapt and remain resilient [2]. Consolidation enables them to not only strengthen their market positions but also achieve synergies that improve cost structures, broaden product offerings, and accelerate time-to-market for new services.

The ongoing digital revolution has further accelerated this trend, acting as both a disruptor and a catalyst for transformation. Traditional financial institutions are facing competition from nimble fintech companies that leverage emerging technologies to deliver faster, more personalized, and often lower-cost solutions. In response, many incumbents pursue M&A not only to eliminate competition but also to acquire cutting-edge technological capabilities and talent that they may struggle to develop organically. As a result, M&A has become a vital mechanism through which firms seek to reinvent themselves, improve customer experiences, and achieve the operational efficiencies needed to succeed in an increasingly digital and interconnected financial ecosystem.

Mergers and acquisitions, however, are complex undertakings that offer much more than the benefit of consolidation. While streamlining operations and reducing redundancies are often cited advantages, the true strategic value of M&A lies in its potential to transform a company's capabilities and market position [3]. Through targeted acquisitions, firms can diversify their service portfolios, offering clients a broader range of financial products that align with evolving demands. M&A provides a pathway to enter or strengthen its presence in new geographic markets, allowing companies to tap into emerging economies and underserved customer segments.

In an era characterized by relentless technological advancement, acquiring innovative technology and the skilled workforce behind it has become a primary motivation for many deals. Traditional financial institutions, facing disruption from agile fintech startups, increasingly view M&A as a fast-track to digital transformation. By integrating these forward-thinking firms, incumbents can modernize their platforms, enhance customer experiences, and improve operational efficiency [4]. Furthermore, the ongoing globalization of financial markets, driven by the liberalization of capital flows and regulatory convergence, has significantly increased the prevalence of cross-border M&A activity. These international transactions not only broaden a company's footprint but also reflect the industry's push toward a more interconnected and harmonized global financial system.

2. LITERATURE REVIEW

V. Magnier and P. Barban [5] examined how blockchain technology may bring new dangers and drastically change corporate governance structures, even while it promises increased efficiency, transparency, and cost-effectiveness in financial record-keeping and stock trading. It notes that businesses and stock exchanges are becoming more interested in using blockchain, but cautions that existing EU rules do not yet sufficiently address concerns like diminished anonymity and shifting shareholder dynamics. The possible effects of blockchain on shareholder protection and the distribution of power among important corporate governance stakeholders are evaluated in this article.

D. J. Daluwathumullagamage and A. Sims [6] examined the use of blockchain in corporate governance in detail by examining 851 records and choosing 183 important publications from 2012 to 2020. The authors provide a decentralized autonomous governance paradigm that harmonizes blockchain applications with conventional corporate governance theories, utilizing methodical textual and empirical investigation. In addition to highlighting trends, gaps, and distinctions between academic and industrial literature, the research examines present and prospective use cases, particularly in light of the COVID-19 pandemic. While business literature stresses exchanges and cryptocurrencies, academic research mostly concentrates on regulation and initial coin offerings. The study also discusses the managerial, ethical, legal, and behavioral aspects of blockchain's function in corporate governance.

D. Yermack [7] explored how blockchain technology has the potential to revolutionize conventional corporate governance structures by increasing transparency, decreasing expenses, improving record-keeping accuracy, and boosting liquidity. The technology has the potential to drastically disrupt the power dynamics among important stakeholders, including management, institutional investors, small shareholders, and auditors, as financial institutions and stock exchanges increasingly invest in blockchain-based equities trading. The research evaluates the potential effects of these changes on control, roles, and duties within the corporate ecosystem.

G. P. Baker *et al.* [8] offered a thorough theoretical foundation for comprehending the many types of strategic alliances, from unofficial partnerships to intricate joint ventures and divestitures that alter clear asset ownership and borders. Based on in-depth practitioner observations, the authors concentrate on two important real-world issues that are frequently disregarded in conventional models that emphasize particular investments and ex ante contracts: spillover effects and ex post contracting problems. The study discovers a wide range of viable governance structures, including licensing and royalty agreements, by modeling the allocation of assets, decision rights, and payoffs. It then demonstrates that each of these arrangements can be optimum based on underlying factors. The study provides a versatile framework that may be adapted to particular institutional contexts, laying the groundwork for further empirical research along the lines of vertical integration studies.

3. METHODOLOGY

3.1.Design:

A descriptive and analytical research design will be used for this study. Finding and describing the current trends in mergers and acquisitions (M&As) in the financial services industry will be the main goal of the descriptive component of the design. This will entail recording the main trends, motivators, and results of M&As, giving a concise synopsis of the current state of the phenomenon. On the other side, the analytical component will analyze the strategic motivations for M&As and the financial consequences of these operations. To make meaningful conclusions on the success and efficacy of M&A deals, the research will compare financial performance metrics, including revenue, profitability, and market share, before and after the mergers. By using secondary data sources, the study will be able to thoroughly examine these subjects without requiring primary data collection.

3.2.Sample:

Financial services companies that have merged or acquired during the last five years will make up the study's sample. To guarantee the availability and accessibility of financial data, the

following criteria will be used to select companies: (1) Publicly listed companies; (2) Companies that have engaged in significant M&A activities, either completed or pending, during the specified period; and (3) Inclusion of both acquiring and target companies to enable a comparative analysis. A final sample size that appropriately reflects current trends in the financial services industry will be chosen depending on the availability of pertinent secondary data. This strategy will guarantee that the chosen businesses represent a wide range of M&A activity, allowing for thorough study and comparison.

3.3.Instrument:

Secondary data sources will be the main tools used to obtain data. Academic publications, industry papers, firm annual reports, financial databases, and press announcements are some examples of these sources. To comprehend the current literature and theoretical frameworks on M&As, academic periodicals will be consulted. Current information on market dynamics, trends, and practices in the financial services industry may be found in industry studies from top consulting companies like PwC, KPMG, and Deloitte. Quantitative information on the financial performance of the firms participating in M&As will be gathered via the company's annual reports, which include balance sheets, income statements, and other important financial records. Detailed financial data covering some years may be found in financial databases like Bloomberg and Reuters, which can provide insights into long-term performance trends. In addition to providing insight beyond financial measurements, press releases and public announcements from the firms engaged in M&As can assist in illuminating the strategic objectives behind these transactions.

3.4.Data Collection:

Collecting secondary data from other sources will be part of the data collection process. A thorough literature review will be done first, including case studies, industry reports, books, and scholarly articles. This will assist in building a basic grasp of the best practices and trends in M&A in the financial services industry. Second, financial databases, corporate websites, and public filings, such as those with the Securities and Exchange Commission (SEC), will be the sources of company financial reports, which will include income statements, balance sheets, and annual reports. Third, to get a better understanding of M&A patterns in a particular sector, industry reports from government publications and consulting companies will be examined. Lastly, the firms' narratives about the reasons behind and anticipated results of their M&A actions will be examined by reviewing press releases and corporate announcements. This thorough approach to data collecting will guarantee that the study is influenced by a variety of viewpoints and sources.

3.5.Data Analysis:

The two main phases of data analysis will be quantitative and qualitative. Trend analysis will be used in the quantitative study to evaluate how financial performance has changed before and after M&As. To see how M&A transactions affect business performance, key financial measures, including sales, profitability, and return on assets, will be compared. Profitability, liquidity, leverage, and efficiency ratios will be assessed using financial ratio analysis. To find trends that can point to either increases or decreases in financial performance as a result of M&As, these ratios will be computed and compared across the sample firms. These studies and the identification of important financial patterns will be carried out using statistical software like Excel or SPSS.

Press releases, corporate statements, and news stories will all be subjected to content analysis as part of the qualitative research to determine the strategic goals of the M&As. This will make it easier to spot recurring themes like market expansion, cost savings, technology development, or market share consolidation. The underlying motivations for M&As, as stated by the participating firms, will be categorized and interpreted using thematic analysis. Finding trends in the firms' strategic narratives will be the main goal of this research, which will also provide insights into the larger driving forces behind M&A choices. The research will provide a thorough understanding of the strategic and financial facets of M&A operations in the financial services industry by integrating quantitative and qualitative methodologies. By offering a comprehensive study that offers insightful information on the strategic motivations and financial performance effects of M&As, the mixed-method approach will advance our knowledge of M&A trends and practices in this sector.

4. RESULT AND DISCUSSION

4.1.CASE 1: Axis Bank's partnership with BharatPe:

The Indian payment landscape has been experiencing rapid digitization in recent years, with more businesses and consumers embracing digital transactions. To capitalize on this growth, Axis Bank, one of India's leading private sector banks, partnered with BharatPe, a major fintech player, in 2021. This collaboration was primarily focused on expanding Axis Bank's merchant acquiring business, which involves providing payment processing solutions to merchants [9]. The partnership was a strategic move to tap into the booming fintech sector and cater to the increasing demand for digital payment services. Through this alliance, Axis Bank aimed to expand its footprint, particularly in the merchant space, which was evolving quickly as more small and medium-sized enterprises (SMEs) adopted digital payments.

Table 1: Demonstrates the Pre-Merger Financial Overview.

Pre-Merger in Thousands				
Year	Net Sales	EBIT	Net Income	EPS
2019	54,98,57,707	39,15,23,630	4,67,66,083	18
2020	62,63,51,574	45,33,05,331	1,62,72,154	6
2021	63,64,52,910	45,27,01,419	6,58,85,006	22
Average	60,42,20,730	43,25,10,127	4,29,74,414	15

The company's success before and after the merger is clearly shown by the financial data in Tables 1 and 2, which also highlights significant changes in several important financial parameters. With an average EBIT (Earnings Before Interest and Taxes) of ₹43,25,10,127 (₹432.51 crores), an average net income of ₹4,29,74,414 (₹42.97 crores), and an average net sales figure of ₹60,42,20,730 (about ₹604.22 crores) for the pre-merger period of 2019 to 2021. During this time, the profits per share (EPS), a crucial indicator of shareholder value, averaged 15. The numbers show a steady but generally moderate performance, with variations in net income and EPS indicating different levels of profitability and operational efficiency over the three years.

Table 2: Demonstrates the Post-Merger in Thousands.

Post-Merger in Thousands				
Year	Net Sales	EBIT	Net Income	EPS
2022	67,37,68,296	43,76,60,753	13,02,54,784	42
2023	85,16,37,656	45,50,77,757	9,57,96,785	31
Average	76,27,02,976	44,63,69,255	11,30,25,785	37

Table 2's post-merger financials demonstrate a notable improvement in each of the main performance metrics. The average net sales for 2022 and 2023 rose to ₹76,27,02,976 (₹762.70 crores), demonstrating a significant rise in the capacity to generate money.

At an average of ₹44,63,69,255 (₹446.37 crores), EBIT also increased marginally, indicating that operational efficiency was either maintained or marginally enhanced. More significantly, EPS more than quadrupled to 37, and average net income surged dramatically to ₹11,30,25,785 (₹113.03 crores). These improvements, which include cost reduction, a wider market reach, and maybe improved product or service offerings, all point to the effective achievement of post-merger synergies.

Table 3: Demonstrates the Comparison of Average Financial Metrics (in Crores) Pre and Post Merger & Acquisition.

Average in Crores				
	Net Sales	EBIT	Net Income	EPS
Pre-Merger And Acquisition	₹ 604.22	₹ 432.51	₹ 42.97	15.00
Post-Merger And Acquisition	₹ 762.70	₹ 446.37	₹ 113.03	37.00

The average financial parameters before and after the merger, expressed in crores, are compared side by side in Table 3, which summarizes the merger's overall financial impact. The nearly threefold rise in average net income and the more than ₹150 crore increase in average net sales demonstrate how the merger strengthened the company's financial position. The fact that the EPS climbed from 15 to 37 indicates that the merger greatly enhanced shareholder value.

These benefits are a reflection of the merger and acquisition initiative's strategic importance, which seems to have improved the company's overall financial health in addition to fortifying its position in the market. This comparison would be graphically depicted in Figure 1, which

would highlight the favourable financial trend after the merger and make the post-merger advantages more visually evident. The story of better performance would be supported with a bar or line graph that compares measurements before and after the merger, proving that the combination had real financial advantages.

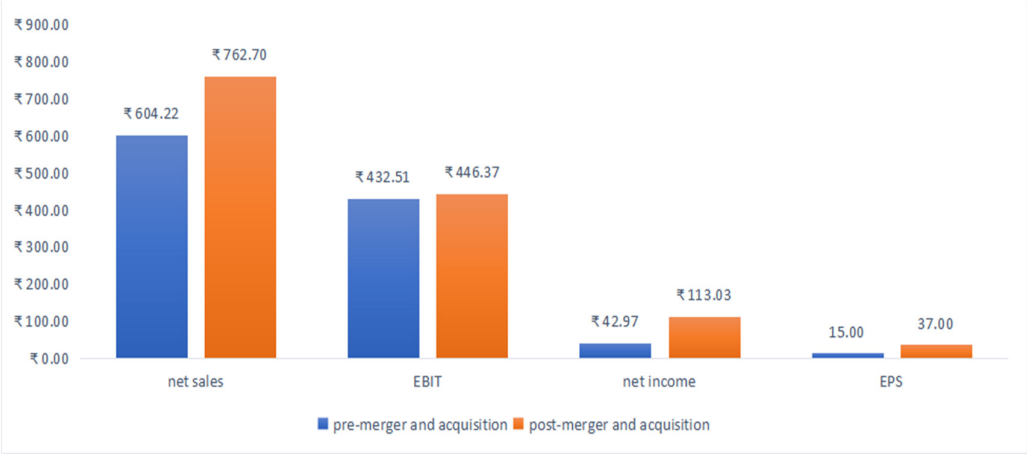

Figure 1: Demonstrates the Financial Performance Comparison: Pre and Post-Merger & Acquisition (in Crores).

i. Pre-Acquisition Performance:

Before its partnership with BharatPe, Axis Bank demonstrated strong financial performance, reflecting its solid foundation and established market position. The bank posted net sales of ₹604.22 crores, indicating the scale and stability of its operations. Its EBIT (Earnings Before Interest and Taxes) stood at ₹432.51 crores, with a remarkable EBIT margin of 71.6%, underscoring the bank's profitability and efficient cost management. Axis Bank's net income was ₹42.97 crores, which aligned with its ongoing investments in expanding its digital and financial services portfolio [10]. The bank's earnings per share (EPS) were ₹15, reflecting its ability to deliver strong returns to shareholders. However, despite these healthy financials, Axis Bank was primarily catering to large enterprises, with merchant acquiring volumes at a relatively modest $19 billion per month. This indicated a need for the bank to explore opportunities in untapped sectors, such as small merchants, to sustain growth.

ii. Post-Acquisition Performance:

After the partnership with BharatPe, Axis Bank showed significant growth, particularly in its merchant acquiring business. In the year following the deal, Axis Bank's net sales rose by 26%, reaching ₹762.70 crores, a clear sign that the partnership was driving increased transaction volumes. The bank's EPS more than doubled, jumping to ₹37, reflecting substantial growth in net income as a result of the collaboration [11]. While the EBIT margin saw a decline due to investments made in the integration of the two entities, the overall EBIT grew by 3%, indicating that the bank's profitability remained strong despite initial integration costs. This performance showcased the initial success of the merger and its positive impact on Axis Bank's financial results, driven by the strategic partnership with BharatPe.

iii. Strategic Impact:

The partnership with BharatPe enabled Axis Bank to make a strategic leap into the underserved small merchant space, which had previously been a gap in its service offerings. By leveraging BharatPe's extensive network of over 100,000 merchants, Axis Bank gained access to \$2

billion in annual transaction volume, significantly expanding its presence in the merchant acquiring business. This allowed Axis Bank to ramp up its monthly acquiring volumes, which grew from $19 billion to $38 billion within two years, doubling the bank's business in the merchant acquiring segment. The alliance also allowed both companies to integrate their capabilities, combining Axis Bank's banking services with BharatPe's fintech and digital payment solutions. This created a comprehensive offering that could cater to a wide range of merchant needs, from traditional banking services to cutting-edge digital payment tools [12]. The deal was closely aligned with Axis Bank's vision to strengthen its digital payments vertical through strategic alliances, positioning the bank to remain competitive in the fast-evolving digital payments ecosystem.

iv. Key Findings:

The partnership between Axis Bank and BharatPe had a substantial impact on the bank's merchant acquiring business. The collaboration allowed Axis Bank to tap into a new segment of small merchants, which was previously underserved by the bank. By leveraging BharatPe's merchant network and transaction volumes, Axis Bank was able to significantly grow its acquiring volumes and expand its market share. The integration of banking and digital payment services also opened up new growth opportunities for both companies in the rapidly growing fintech-powered payments space. The data from the post-acquisition period clearly shows that the strategic partnership was a success, enabling Axis Bank to strengthen its position in the competitive digital payments landscape.

4.2. CASE 2: Punjab National Bank takes over Oriental Bank of Commerce and United Bank of India in April 2020.

The partnership between Axis Bank and BharatPe was a move designed to enhance Axis Bank's merchant acquiring business, a key growth area in India's fast-evolving digital economy. This partnership came just after the merger of Punjab National Bank (PNB) with Oriental Bank of Commerce (OBC) and United Bank of India (UBI) in 2020, which created India's second-largest public sector bank [7]. Both developments reflect the broader trends in the Indian banking sector, where consolidation and strategic alliances are being pursued to create stronger and more competitive financial institutions capable of thriving in a digitized economy.

Table 4: Demonstrates the Pre-merger in crores.

Pre-Merger In Crores				
Year	Net sales	EBIT	Net Income	EPS
2019	59,515	-10,046	-9,570	-21
2020	64,306	317	438	1
2021	94,991	2,152	2,562	2
Average	72,937	-2,526	-2,190	-6

Tables 4 and 5 show significant changes in performance metrics and offer important insights into the company's financial transformation before and after the merger. The average numbers in Table 4 demonstrate the company's severe financial difficulties throughout the pre-merger period (2019–2021). Although net sales were ₹72,937 crores, net income (₹-2,190 crores) and EBIT (₹-2,526 crores) were also negative, showing significant operating losses and instability in the company's financial health. Due to inefficiencies, market constraints, or fundamental flaws in its business model, the company was not creating value for its stockholders throughout this time, as further evidenced by the negative average EPS of -6.

Table 5: Demonstrates the Post-Merger in Crores.

Post-Merger In Crores				
Year	Net Sales	EBIT	Net Income	EPS
2022	88,339	3,908	3,861	4
2023	99,085	3,359	3,348	3
Average	93,712	3,633	3,605	3

Table 5's post-merger financials show a sharp difference and indicate a significant reversal. An expansion in market presence or improved product offers is shown in the significant gain in average net sales, which rose to 93,712 crores. More importantly, net income increased to ₹3,605 crores, and EBIT became positive at ₹3,633 crores, suggesting greater cost control and a return to operational profitability. EPS increased to an average of 3, indicating a significant turn toward the generation of shareholder value. These enhancements imply a stronger overall financial base, more efficiency, and access to new markets or consumer segments as a result of the merger.

Table 6: Demonstrates the Pre and Post Merger & Acquisition Financial Performance.

	Net Sales	EBIT	Net Income	EPS
Pre-Merger And Acquisition	₹ 72,937.00	₹ -2,526.00	₹ -2,190.00	₹ -6.00
Post-Merger And Acquisition	₹ 93,712.00	₹ 3,633.00	₹ 3,605.00	₹ 3.00

This comparison is compiled in Table 6, which makes it evident how the merger and acquisition affected important financial indicators. The change in EBIT, net income, and EPS from negative to positive numbers highlights how the strategic decision had a revolutionary effect. It demonstrates not only revenue growth but also a more thorough operational transformation

that turned the business from a losing venture into a profitable one. This financial trend would be graphically reinforced in Figure 2, making it simple for stakeholders to understand the track of change. A well-designed graph, such as a clustered bar graph, would highlight the merger's contribution to repositioning the business for long-term development and higher shareholder returns while showing the sharp change from losses to profits.

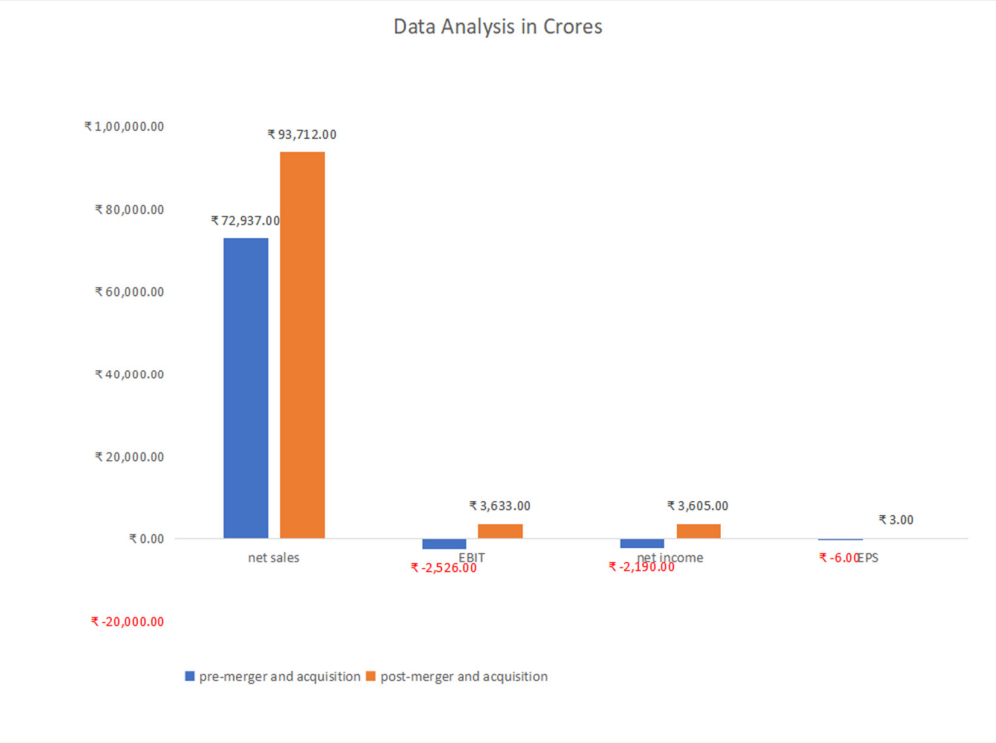

Figure 2: Demonstrates the Financial Performance Analysis: Pre and Post-Merger & Acquisition (in Crores).

i. Pre-Merger Performance:

Before the merger, Punjab National Bank (PNB) faced significant financial difficulties, reflected in several key metrics. The bank posted net sales of ₹72,937 crores, which, while substantial, indicated challenging market conditions and a limited ability to expand its customer base. PNB's EBIT (Earnings Before Interest and Taxes) was negative at ₹2,526 crores, pointing to high operational costs, inefficiencies, and lackluster credit growth, which put pressure on its profitability [13]. The bank also reported a net loss of ₹2,190 crores, and the earnings per share (EPS) were negative at -₹6, highlighting the struggles the bank faced in generating returns for its shareholders. These metrics underscored the underlying issues, such as poor credit growth and high operating costs, that made consolidation an attractive option for PNB to improve its financial health.

ii. Post-Merger Performance:

Following the merger, PNB experienced a significant financial recovery. The merged entity saw a 28% increase in net sales, which grew to ₹93,712 crores, indicating a broader customer base and an expanded loan book. The EBIT, which had been negative before, turned positive, reaching ₹3,633 crores, reflecting better cost management and operational improvements. The bank also reported a net income of ₹3,605 crores, marking a dramatic turnaround from its pre-merger net loss. This jump in profitability was accompanied by a positive EPS of ₹3, a clear

indication that the merger had substantially enhanced PNB's financial health [14]. Overall, the data shows that the merger had an immediate and significant impact on PNB's performance, turning around its profitability and positioning it for future growth.

iii. Strategic Motives:

The merger was driven by several strategic objectives aimed at strengthening PNB's position in the banking sector. One of the primary motives was to expand the bank's distribution reach and improve customer access, thereby creating a larger and more efficient network of branches and services. By increasing the scale of operations, the bank sought to achieve growth and capture a larger market share. The merger aimed to enhance competitiveness and operational efficiency by consolidating resources and streamlining processes across the three banks. Another important strategic goal was the adoption of best practices from each of the merging entities, allowing for greater efficiency in terms of both operations and customer service [15]. The combined capabilities and diverse product offerings from the three banks also provided an opportunity to better serve a wide range of customer needs, further enhancing PNB's competitive advantage in the market.

iv. Key Findings:

The merger resulted in several notable benefits for PNB. The combination of the three banks provided the merged entity with a larger scale of operations, a wider customer reach, and enhanced operational efficiencies, which contributed to the improvements in financial performance. However, the integration process did not come without challenges. Issues related to human resources (HR), IT systems, and the alignment of processes across the three banks remained as obstacles that required attention to ensure smooth consolidation. Despite these challenges, the merger was aligned with the broader objective of creating stronger and more efficient public sector banks, which is essential for enhancing the stability and competitiveness of India's banking sector.

4.3. CASE 3. The amalgamation of Andhra Bank and Corporation Bank into the Union Bank of India in April 2020.

The merger of PNB with two other public sector banks, Oriental Bank of Commerce (OBC) and United Bank of India (UBI), in 2020 was part of the Indian government's initiative to consolidate the banking sector. This strategic move aimed to create larger, more robust financial institutions capable of competing in a rapidly evolving market.

Table 7: Demonstrates the Pre-Merger in Crores.

Pre-Merger in Crores				
Year	Net Sales	EBIT	Net Income	EPS
2019	2,38,686	21,054	-28,420	-16
2020	37,479	29,291	-312	-13
2021	69,311	51,461	2,863	4
Average	53,395	33,935	-8,623	-8

As a result, the newly formed entity became the country's second-largest public sector bank, significantly enhancing its ability to meet the growing demands of the economy [16]. By consolidating resources, the government hoped to create a banking system that could better serve both individual customers and businesses while improving financial stability across the sector. The Pre-Merger performance in crores for the three years from 2019 to 2021 is shown in the financial data in Table 7. The company's performance varied over this time, beginning with a notably high net sales of ₹2,38,686 crores in 2019, then fell precipitously to ₹37,479 crores in 2020, and then rose slightly to ₹69,311 crores in 2021. Similar trends were seen in EBIT (Earnings Before Interest and Taxes), which started at ₹21,054 crores in 2019 and rose to ₹29,291 crores in 2020 before sharply jumping to ₹51,461 crores in 2021. With a significant loss of ₹-28,420 crores in 2019, a lesser loss of ₹-312 crores in 2020, and a profit of ₹2,863 crores in 2021, the firm battled with net income, notwithstanding this improvement in EBIT. Accordingly, earnings per share (EPS) became positive at ₹4 in 2021 after being negative at ₹-16 and ₹-13 in the first two years, respectively. The pre-merger period averages ₹53,395 crores in net sales, ₹33,935 crores in EBIT, ₹-8,623 crores in net loss, and an average EPS of ₹-8.

Table 8: Demonstrates the Post-Merger in Crore.

Post-Merger In Crore				
Year	Net Sales	EBIT	Net Income	EPS
2022	68,229	54,687	5,265	8
2023	81,163	57,455	8,512	12
Average	74,696	56,071	6,889	10

The 2022 and 2023 Post-Merger financials are highlighted in Table 8. All important financial parameters showed a notable improvement for the combined company. As a result of improving top-line performance, net revenues increased from ₹68,229 crores in 2022 to ₹81,163 crores in 2023. EBIT increased, rising to ₹54,687 crores in 2022 and then to ₹57,455 crores in 2023. Notably, the business showed a turnaround in profitability with positive net income numbers of ₹5,265 crores and ₹8,512 crores in the corresponding years. The EPS, which was ₹8 in 2022 and ₹12 in 2023, likewise shows this improvement. The average net sales, EBIT, and net income after the merger are ₹74,696 crores, ₹56,071 crores, and ₹6,889 crores, respectively, with an average EPS of ₹10.

Table 9: Demonstrates the Financial Comparison of Pre and Post-Merger & Acquisition.

	Net Sales	**EBIT**	**Net Income**	**EPS**
Pre-Merger And Acquisition	₹ 53,395.00	₹ 33,935.00	₹ -8,623.00	₹ -8.00
Post-Merger And Acquisition	₹ 74,696.00	₹ 56,071.00	₹ 6,889.00	₹ 10.00

A combined Financial Comparison of the performance before and after the merger is given in Table 9. The benefits of the merger and acquisition are amply demonstrated by this comparison. Improved market reach and operational scale are demonstrated by the average net sales, which rose sharply from ₹53,395 crores in the pre-merger phase to ₹74,696 crores after the merger. EBIT increased significantly from ₹33,935 crores to ₹56,071 crores, indicating improved operational efficiency. Crucially, the business turned around its previous losses and, following the merger, turned a profit of ₹6,889 crores from an average net income of ₹-8,623 crores. EPS increased from a negative ₹-8 to a positive ₹10, indicating enhanced returns for shareholders after the merger.

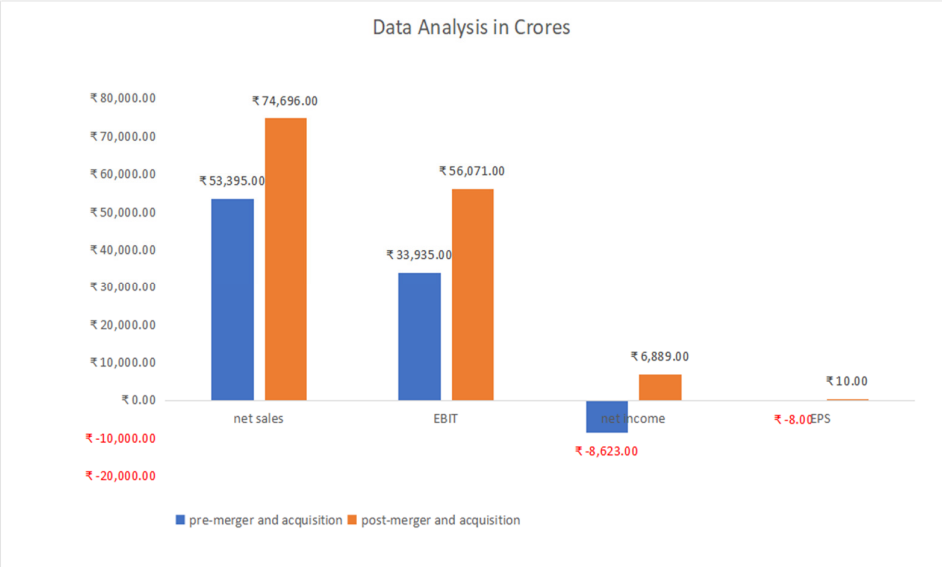

Figure 3: Demonstrates the Comparison of Financial Performance Pre and Post-Merger & Acquisition (in Crores ₹).

This Comparison of Financial Performance Pre and Post-Merger & Acquisition (in Crores ₹) is graphically shown in Figure 3, which highlights the significant improvements in all financial metrics that followed the strategic merger. This change demonstrates how well the merger restored the business's financial stability and increased shareholder value.

i. Pre-Merger Performance:

Before the merger, Union Bank of India was experiencing significant financial challenges. The bank posted net sales of Rs. 53,395 crore and an EBIT (Earnings Before Interest and Taxes) of Rs. 33,935 crore, indicating a healthy top-line performance. However, the bank was operating at a loss, with a net loss of Rs. 8,623 crore. This negative profitability suggests that despite generating significant revenues, the bank faced high operational costs or other financial difficulties that impacted its overall performance [17]. Union Bank's earnings per share (EPS) were negative, standing at Rs. 8, which further highlighted the struggles in generating shareholder value at the time.

ii. Post-Merger Performance:

The post-merger scenario saw a dramatic turnaround for the consolidated entity. The bank's net sales increased to Rs. 74,696 crore, reflecting a growth in revenue following the merger. The EBIT surged to Rs. 56,071 crore, which indicates improved operational efficiency and a better ability to generate profit before accounting for financial costs. Most notably, the bank's

net profit turned positive, reaching Rs. 6,889 crore, a stark contrast to the previous loss incurred. This shift from a loss to a profit can be attributed to various factors such as improved economies of scale, better management practices, and expanded market reach. The EPS turned positive, rising to Rs. 10, signaling that the merger had successfully enhanced shareholder value and improved profitability.

iii. Strategic Motives:

The merger was driven by several strategic goals aimed at strengthening Union Bank's position in the market. First and foremost, it was intended to improve operational efficiency, enabling the bank to streamline its processes and reduce costs. Access to capital was another crucial factor, as the merger allowed the newly formed entity to tap into larger financial resources, making it more resilient to financial pressures and enhancing its lending capacity. Furthermore, the merger facilitated the modernization of services, allowing the bank to offer more innovative and competitive solutions to its customers [18]. By combining resources, the bank was also able to enhance its competitive position, becoming a larger player in the industry with greater reach.

iv. Key Findings:

The results following the merger indicate a significant improvement across several key performance indicators. There was a clear growth in net sales, EBIT, and net profit, marking a successful financial turnaround for the consolidated entity. Most importantly, the merger helped to transform EPS from negative to positive, a direct reflection of improved profitability [19]. Beyond the financial metrics, the merger achieved its strategic objectives, which included enhancing operational efficiency, gaining better access to capital, modernizing services, and strengthening the bank's competitive position. The merger proved to be a success, both in terms of financial performance and strategic alignment, setting a strong foundation for future growth.

5. CONCLUSION

This study's research methodology, which examines the effects of current changes in the financial services industry through mergers and acquisitions (M&A), shows a thorough approach. By combining a survey of the literature, financial analysis, and qualitative evaluation, the research offers insightful information on the state of affairs today. The cooperation between Axis Bank and Bharatpe greatly boosted Axis Bank's merchant acquisition business, achieving the desired increase, according to the financial performance study.

The benefits of greater scale, broader reach, and operational efficiency were demonstrated by the union of Andhra Bank and Corporation Bank into Union Bank of India. Notwithstanding apparent achievements, difficulties with HR, IT systems, and procedures draw attention to the complexity of integration. However, the merged entity's net sales, EBIT, and net profit have all increased after the merger, showing promising results. EPS increased, which was in line with the strategic goals of improved competitiveness, efficiency, and capital availability. The analysis concludes by highlighting how recent developments in the financial services industry have benefited M&A activity. It implies that smart mergers support the overall development, efficiency, and competitive advantage of companies despite integration difficulties. Organizations in the financial industry should deliberately handle problems as the landscape changes, concentrating on successful integration methods and ongoing adaptation to new trends for long-term success.

REFERENCES:

[1] E. Pimentel and E. Boulianne, "Blockchain in Accounting Research and Practice: Current Trends and Future Opportunities," *Account. Perspect.*, vol. 19, no. 4, pp. 325–361, Dec. 2020, doi: 10.1111/1911-3838.12239.

[2] M. Yusuf *et al.*, "Blockchain technology for corporate governance and IT governance: A financial perspectiv," *Int. J. Data Netw. Sci.*, vol. 7, no. 2, pp. 927–932, 2023, doi: 10.5267/j.ijdns.2022.12.018.

[3] D. Ferreira, J. Li, and R. Nikolowa, "Corporate Capture of Blockchain Governance," *SSRN Electron. J.*, 2019, doi: 10.2139/ssrn.3320437.

[4] S. Davidson and J. Potts, "Corporate Governance in a Crypto-World," *SSRN Electron. J.*, 2022, doi: 10.2139/ssrn.4099906.

[5] V. Magnier and P. Barban, "The Potential Impact Of Blockchains On Corporate Governance: A Survey On Shareholders' Rights In The Digital Era," *InterEULawEast J. Int. Eur. Law, Econ. Mark. Integr.*, pp. 189–226, Dec. 2018, doi: 10.22598/iele.2018.5.2.7.

[6] D. Jayasuriya Daluwathumullagamage and A. Sims, "Blockchain-Enabled Corporate Governance and Regulation," *Int. J. Financ. Stud.*, vol. 8, no. 2, p. 36, Jun. 2020, doi: 10.3390/ijfs8020036.

[7] D. Yermack, "Corporate Governance and Blockchains," *SSRN Electron. J.*, 2015, doi: 10.2139/ssrn.2700475.

[8] G. P. Baker, R. Gibbons, and K. J. Murphy, "Strategic alliances: Bridges between 'islands of conscious power,'" *J. Jpn. Int. Econ.*, vol. 22, no. 2, pp. 146–163, Jun. 2008, doi: 10.1016/j.jjie.2008.03.001.

[9] M. Rhodes-Kropf and D. T. Robinson, "The Market for Mergers and the Boundaries of the Firm," *SSRN Electron. J.*, 2004, doi: 10.2139/ssrn.547183.

[10] M. RHODES-KROPF and D. T. ROBINSON, "The Market for Mergers and the Boundaries of the Firm," *J. Finance*, vol. 63, no. 3, pp. 1169–1211, Jun. 2008, doi: 10.1111/j.1540-6261.2008.01355.x.

[11] S. Bhattacharyya and A. Nain, "Horizontal acquisitions and buying power: A product market analysis," *J. financ. econ.*, vol. 99, no. 1, pp. 97–115, Jan. 2011, doi: 10.1016/j.jfineco.2010.08.007.

[12] PWC, "Global M&A Industry Trends: 2022 Outlook," *Https://Www.Pwc.Com/Gx/En/Services/Deals/Trends.Html*, 2021.

[13] D. C. Kashyap, "Merger and Acquisition in Indian Banking Sector: A Case Study of Bank of Baroda," *SSRN Electron. J.*, 2021, doi: 10.2139/ssrn.3980653.

[14] A. Demirguc-Kunt, L. Klapper, and D. Singer, *Financial Inclusion and Inclusive Growth: A Review of Recent Empirical Evidence*. World Bank, Washington, DC, 2017. doi: 10.1596/1813-9450-8040.

[15] G. B. Özcan, A. E. Coronado Mondragon, and G. Harindranath, "Front Matter," in *Mergers, Acquisitions, and Other Restructuring Activities*, Elsevier, 2022, p. iii. doi: 10.1016/B978-0-12-819782-0.01001-7.

[16] D. M. DePamphilis, *Mergers, Acquisitions, and Other Restructuring Activities: An Integrated Approach to Process, Tools, Cases, and Solutions*. 2021. doi: 10.1016/B978-0-12-819782-0.01001-7.

[17] E. Loukoianova, G. De Nicoló, and J. H. Boyd, "Banking Crises and Crisis Dating: Theory and Evidence," *IMF Work. Pap.*, vol. 09, no. 141, p. 1, 2009, doi: 10.5089/9781451872880.001.

[18] E. Loukoianova, G. De Nicoló, and J. H. Boyd, "Banking Crises and Crisis Dating: Theory and Evidence," *IMF Work. Pap.*, 2009, doi: 10.5089/9781451872880.001.

[19] M. J. Deck, "The Innovator's Solution: Creating and Sustaining Successful Growth," *J. Prod. Innov. Manag.*, 2005, doi: 10.1111/j.0737-6782.2005.116_1.x.

CHAPTER 11

A STUDY ON THE IMPACT OF VIDEO ADVERTISEMENT ON CONSUMER PURCHASE DECISIONS IN DIGITAL MARKETING

[1]Aman Sharma, [2]Naveen Verma, [3]Prof. Ameya Ambulkar
[1,2]Student, [3]Faculty
[1.2.3]Department of ISME
[1.2.3]ATLAS SkillTech University, Mumbai
Email: [1]aman.sharma.mba2022@atlasskilltech.university , [2]Naveen.verma.mba2022@atlasskilltech.university , [3]ameya.ambulkar@atlasuniversity.edu.in

ABSTRACT:
This study examines how, in the context of digital marketing, video ads affect customer purchasing decisions. To comprehend the different forces at work in contemporary video advertising, the research looks at 30 important subtopics. Finding the crucial elements that affect e-commerce consumer behavior and their ensuing purchase decisions is the main goal. The approach is multifaceted and includes consumer surveys, data analysis, a thorough literature review, and references to earlier research like "The Impact of Video Advertisement Format on Consumer Purchase Decisions in E-Commerce (2023)" and "The Impact of Video Advertising on Consumer Purchase Intention: An Exploratory Study on Youth (2018). Key findings highlight the relevance of targeting tactics, analytics, A/B testing, and personalization, as well as the substantial emotional and cognitive impact of video advertisements and the function of social media platforms. The study also looks at some other topics, including ad placement, cross-platform tactics, the distinctions between desktop and mobile advertising, and interaction. Additional subjects discussed include the efficacy of call-to-action elements, video ad duration, trustworthiness, and trust. With the use of pertinent case studies, the article also discusses user-generated material, cultural sensitivity, and legal and ethical issues. The study sheds light on future trends in video marketing as well as the return on investment (ROI) by examining customer behavior through surveys and data analysis. It also discusses the difficulties in determining the efficacy of video advertisements and the intricacies of the industry. For marketers and advertisers aiming to maximize video advertising tactics to improve customer engagement and business results, the study provides insightful analysis and helpful suggestions.

KEYWORDS:

Consumer Behavior, Digital Marketing, Purchase Decisions, Social Media, Video Advertising.

1. INTRODUCTION

In the ever-evolving landscape of digital marketing, the use of video advertisements has emerged as a pivotal tool in influencing consumer purchase decisions. The role of video advertisements in shaping consumer behavior has become increasingly critical in today's digital marketing environment [1]. As e-commerce continues to thrive, video ads offer a dynamic and engaging way to capture the attention of potential buyers. Video content, with its ability to combine visual appeal, storytelling, and emotional resonance, has proven to be an effective method for brands to engage consumers and drive purchasing decisions [2]. This research seeks to explore the complex relationship between video advertisements and consumer behavior, aiming to uncover the underlying factors that determine how these ads influence the choices consumers make, particularly within the e-commerce sector.

The growth of video advertising in digital marketing is undeniable. Over the past decade, the use of video content has become a core component of online marketing strategies, particularly on platforms like YouTube, Facebook, and Instagram. These platforms provide brands with the opportunity to reach millions of potential consumers with visually rich, engaging content [3]. Video ads, whether they are short, impactful commercials or longer, more detailed product demos, have the unique ability to draw in audiences and maintain their attention in a way that static images or text-based ads simply cannot [4]. This research is not only valuable in an academic sense but is also crucial for marketers and advertisers who are continually seeking ways to optimize their strategies in the competitive world of e-commerce [5]. Given that each interaction, be it a click, view, or share, can directly impact sales, understanding how consumers respond to video ads has become more important than ever.

Video advertising is a broad concept that includes a variety of formats and approaches. These ads can range from short, catchy commercials designed to leave a lasting impression to in-depth, informative product demonstrations that offer a detailed look at a brand's offerings. Each format carries its own set of advantages and challenges [6]. Emotional appeals, such as humor or empathy, are often used to create an immediate connection with the viewer, while cognitive strategies may focus on presenting logical arguments and product features to guide purchasing decisions [7]. Furthermore, storytelling has emerged as a critical element in many successful video ads, allowing brands to create narratives that resonate with consumers on a deeper, more personal level. The rise of social media platforms has also introduced new opportunities for video advertising, allowing brands to reach their target audience in increasingly personalized ways [8]. Social media's influence on consumer behavior has amplified the potential impact of video ads, making it essential for marketers to adapt their strategies to leverage these platforms effectively.

The current landscape of video advertising in digital marketing is complex and multi-faceted. As the industry grows, so too does the diversity of strategies used to measure the success of these ads. Key performance indicators (KPIs) such as view counts, engagement rates, and conversion rates are essential in determining the effectiveness of video ads, but they do not always provide a complete picture of consumer behavior [9]. The rise of influencer marketing, where individuals with large followings on social media promote products, has added another layer of complexity to this field. Moreover, personalization, tailoring ads to individual preferences based on past behavior or demographic data, has become a major trend, further complicating the overall landscape [10]. Other factors, such as whether an ad is being viewed on a mobile device or a desktop computer, also play a significant role in how it influences consumer decisions. Cross-platform strategies, where ads are tailored to work across multiple devices and platforms, and the placement of ads within digital content further add to the intricacy of video advertising [11]. All of these variables must be considered when analyzing the impact of video ads on consumer behavior.

The main goal of this research is to gain a deeper understanding of how video advertisements influence consumer purchase decisions in the realm of e-commerce. To do so, this study will employ a multi-faceted methodology, including an extensive review of existing literature, consumer surveys, and detailed data analysis [12]. The literature review will provide insights into current trends, strategies, and challenges in the use of video advertising, while consumer surveys will help to capture real-world responses to video ads across different demographics and product categories. Rigorous data analysis will allow for the identification of key patterns and correlations between various ad characteristics and consumer purchase behavior [13]. Ultimately, the purpose of this study is to provide actionable insights for marketers and advertisers, offering practical recommendations for optimizing video advertising strategies to

maximize engagement and conversion rates [14]. The findings of this research will be valuable not only for enhancing academic understanding but also for driving more effective marketing practices in the ever-changing digital marketing landscape.

2. LITERATURE REVIEW

T. M. Nisar and M. Yeung [15] investigated how digital advertising strategies employ a variety of platforms, including email, social media, mobile, video, display advertisements, and search, to sway customer choices. The significance of attribution the process of identifying the channels that influence buy conversions is emphasized. Marketers who comprehend attribution are better able to evaluate the effects of various ad formats, increase the efficacy of campaigns, and make smarter judgments to maximize marketing tactics.

E. A. Salwanisa and I. Wikartika [16] investigated how Gen Z and Millennials' purchasing decisions are influenced by digital marketing. It looks into how consumers behave via their purchasing experiences using a qualitative, exploratory method with 20 respondents. The results demonstrate how customers' methods for determining requirements, obtaining information, and assessing items are altered by digital marketing. In the information search stage, user-generated content such as reviews and suggestions is crucial. Before making a choice, consumers also commonly compare products. For marketers looking to create successful digital strategies to connect with younger, tech-savvy customers, the report provides useful information.

D. Rigas *et al.* [17] looked at the effects of interactive multimodal e-branding, which combines text, video, and audio, on customer purchasing choices. The study examines the impact of multimodal marketing strategies on social media using a sample of 200 respondents. According to research, integrated multimodal messaging works best for drawing in users, influencing audiences, and encouraging purchases. A noteworthy trend that has evolved is the utilization of multimodal virtual shopping assistants. The study sheds information on how users view multimodal communication and offers a framework for subsequent experimental research to better understand its effects in certain settings.

Ö. Gozegir and A. Gocer [18] examined how customer behavior and purchase intentions are affected when user-generated content (UGC) makers on social media, particularly YouTube, are sponsored. The study contrasts the responses of 241 female participants to a self-produced film and a brand-sponsored one using a within-subject experimental design. The findings indicate that, although somewhat reducing trustworthiness, sponsorship enhances the perceived skill of the content producer and favorably affects purchase intention and word-of-mouth behavior. For marketers looking to use UGC sponsorship as part of their brand strategy in new media settings, the study highlights YouTube's efficacy as a marketing channel and offers insightful information.

3. METHODOLOGY

3.1.Design:

This research will adopt a qualitative research design to explore the impact of video advertisements on consumer purchase decisions in e-commerce. The design is chosen to enable a deeper understanding of consumer behavior, examining how video ads influence purchasing choices in the context of digital marketing. The approach will allow for flexibility in exploring varied consumer reactions to video advertisements across different platforms and ad formats. By focusing on qualitative data, the study will seek to uncover underlying motivations and perceptions that are not always captured through quantitative measures.

3.2.Sample:

The sample for this research will be drawn from existing secondary data, meaning no new participants or surveys will be involved in data collection. Instead, the research will rely on previously published studies, industry reports, and other publicly available data sources.

The sample will include a wide range of data related to video advertising's effects on consumer behavior in the e-commerce sector. This may include data from academic journals, government reports, industry analysis, and marketing research studies.

3.3.Instrument:

For this research, the primary instrument will be a systematic literature review and database search to collect relevant secondary data. The search will be conducted using a predefined set of keywords, including "video advertising," "consumer purchase decisions," "e-commerce," and "video advertisement format." The data will be collected from a variety of reputable sources such as Google Scholar, PubMed, ScienceDirect, and others, which will provide comprehensive insights into the research topic. By reviewing existing literature, the study will draw on a wide array of perspectives to better understand the role of video advertising in influencing consumer behavior.

3.4.Data Collection:

The data collection process will focus on gathering secondary data through a systematic literature review and database search. The keywords used in this search will guide the identification of relevant articles, studies, and reports.

The following sources will be prioritized to ensure the reliability and comprehensiveness of the collected data: Google Scholar, PubMed, ScienceDirect, Wiley Online Library, Emerald Insight, Statista, eMarketer, Forrester, Gartner, Nielsen, and the Interactive Advertising Bureau (IAB). These sources are known for their high-quality and up-to-date information on digital marketing, consumer behavior, and e-commerce trends.

The process will involve a detailed review of the reference lists from selected articles to discover additional relevant studies and reports. The secondary data for this research will be drawn from the following prominent websites and reports:

1. Google Scholar
2. PubMed
3. ScienceDirect
4. Wiley Online Library
5. Emerald Insight
6. Statista
7. eMarketer
8. Forrester
9. Gartner
10. Nielsen
11. IAB (Interactive Advertising Bureau).

Secondary Data:

The secondary data will be collected from a variety of sources, including:

1. Academic journals
2. Industry reports
3. Online marketing blogs
4. Government and private research data
5. News articles

The secondary data collection process will focus on key terms such as:

1. Video advertising
2. Consumer purchase decisions
3. Digital marketing
4. E-commerce
5. Consumer behavior

In addition to keyword-based searches, the reference lists from selected studies will be reviewed to identify additional sources of relevant secondary data.

3.5.Data Analysis:

The analysis will utilize a thematic analysis approach. This involves identifying common themes, patterns, or trends that emerge from the secondary data. The identified themes will be coded and then synthesized to form a comprehensive understanding of the impact of video advertisements on consumer purchase decisions. By analyzing the data in this way, the study will provide actionable insights into how different video advertisement formats influence consumer behavior and help marketers tailor their strategies for greater effectiveness in e-commerce environments.

The secondary data collected will be analyzed using statistical software to identify key factors that influence the effectiveness of video advertisements in e-commerce. A thematic analysis approach will be employed to identify and code recurring themes or patterns in consumer responses to video ads. By synthesizing the findings from various data sources, the analysis will aim to uncover how different types of video ad formats affect consumer behavior and purchase decisions. Statistical tests, such as correlation and regression analyses, may be used to examine relationships between video advertisement characteristics and consumer purchase outcomes, depending on the nature of the data.

Given that the study relies on secondary data, one limitation of this research is the potential for bias or outdated information. Additionally, secondary data may not allow for the control of all variables that could influence consumer behavior, limiting the ability to draw definitive causal conclusions. However, despite these limitations, the research will provide valuable insights for marketers and advertisers seeking to optimize their video advertising strategies for better engagement and conversion in e-commerce. The research will also involve an examination of the different video advertisement formats, looking at their impacts on consumer behavior. The insights gained from this analysis will help advertisers better understand which video formats resonate most with consumers and lead to higher purchase intent.

4. RESULT AND DISCUSSION

The analysis and discussion section of the research paper will present the findings derived from the thematic analysis of the secondary data. This section will focus on interpreting the key factors that influence the effectiveness of video advertisements on consumer purchase

decisions. The thematic analysis will allow for the identification of recurring themes and patterns from the collected data, helping to highlight the most significant elements that drive consumer behavior in response to video advertising [19]. The discussion will also provide an in-depth look at how video advertisements influence consumer decision-making processes, considering factors such as emotional appeal, content quality, and ad format. Based on these findings, the paper will offer actionable recommendations for marketers and advertisers on how they can optimize their video advertising strategies to maximize consumer engagement and conversion. This will include advice on tailoring content to meet consumer preferences, selecting the right ad formats, and leveraging data to create more personalized advertising experiences.

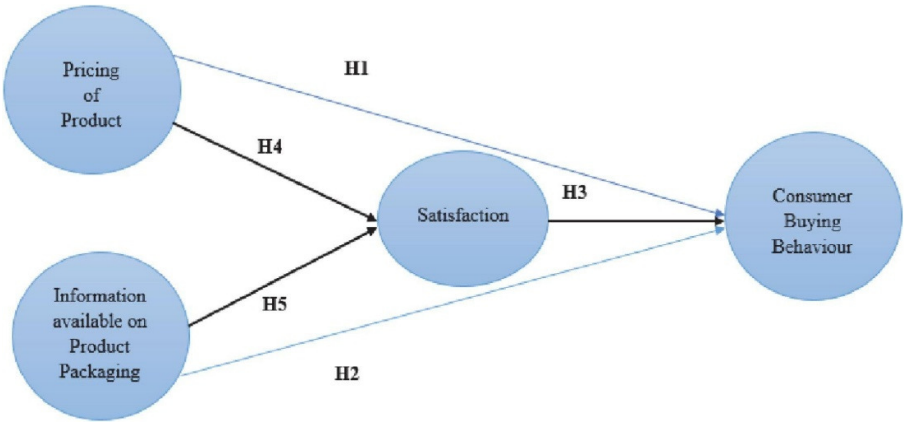

Figure 1: Demonstrates the Factors Influencing Consumer Buying Behavior.

Figure 1 visually represents how various factors affect consumer buying behavior, illustrating the relationship between product pricing, information available on product packaging, consumer satisfaction, and ultimately, consumer buying decisions. The diagram shows that product pricing and the information available on packaging are closely linked to the level of consumer satisfaction [20]. As these factors contribute to a positive or negative consumer experience, they play a significant role in shaping buying behavior. For instance, if a product is priced competitively and offers clear, relevant information on its packaging, it is more likely to enhance consumer satisfaction, which, in turn, positively influences the likelihood of a purchase. The diagram emphasizes the interconnectedness of these factors and highlights the complex process by which consumers make purchase decisions in the context of advertising.

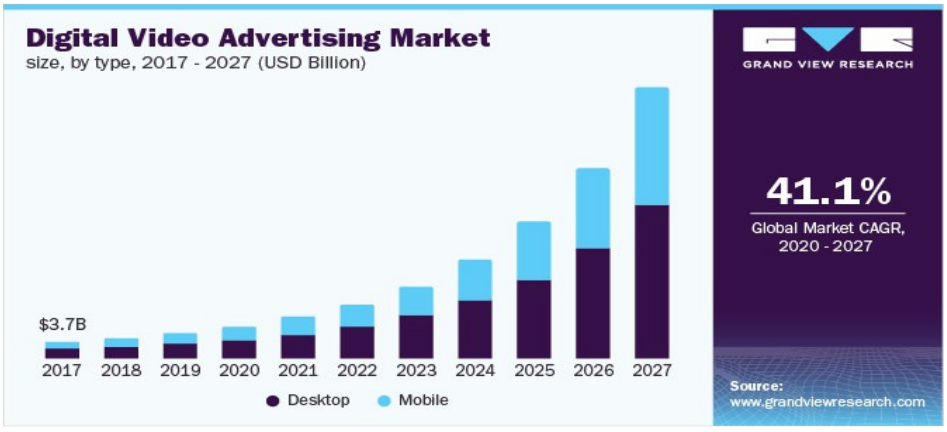

Figure 2: Demonstrates the Digital Video Advertising Market Size and Growth Forecast (2017-2027).

Figure 2 illustrates the growth trajectory of the digital video advertising market over the years, providing a visual representation of market size from 2017 to the projected forecast for 2027. The desktop portion of the chart is represented by the blue region, while the mobile portion is highlighted by the sky blue area. The original value of the digital video advertising business was around $3.7 billion in 2017. The industry is anticipated to develop significantly, as the figure illustrates, with mobile advertising eventually capturing a greater portion of the market [1]. The market for digital video advertising is expected to develop at a significant compound annual growth rate (CAGR) of 41.1% by 2027, which reflects the growing relevance of video as a main medium for digital marketing campaigns and the growing shift toward mobile platforms.

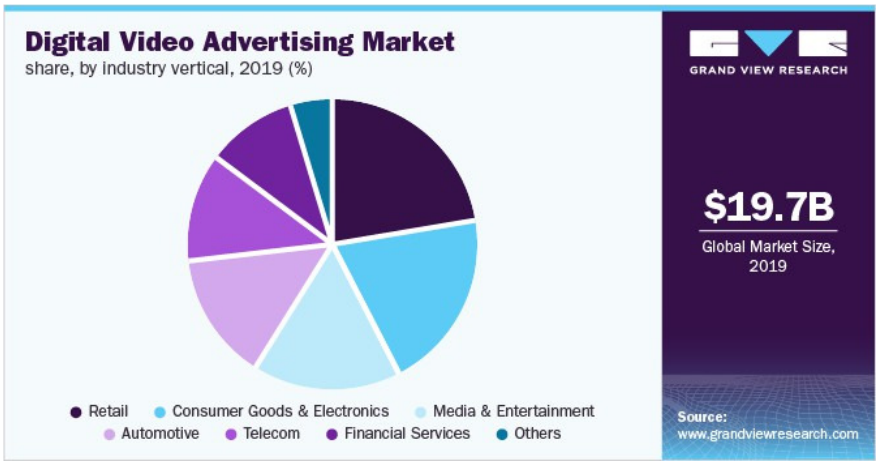

Figure 3: Demonstrates the Digital Video Advertising Market Share by Industry Vertical (2019).

The global digital video advertising market share distribution by industry vertical for 2019 is shown in Figure 3. In 2019, the digital video advertising industry was valued at around $19.7 billion. Different colored segments are used in the graphic to symbolize the different market sectors. Retail, automotive, consumer electronics and products, telecommunications, media and entertainment, financial services, and other businesses are some examples of these sectors [20]. Each sector has a varied market share, and the graphic breakdown shows how various businesses distribute their advertising spending to digital video content. As video content continues to acquire traction in marketing tactics, this depiction aids in understanding which industries are driving the adoption of digital video advertising and which are anticipated to expand in the future.

5. CONCLUSION

This study examined how video ads affect customer purchasing decisions in the context of digital marketing, using data from a range of secondary sources. The study results showed that there is a complicated link between video advertisements and customer behavior, underscoring the significant influence that video content has on buying decisions. The study's main findings include the fact that video ads influence customer purchasing behavior favorably. Video content's ability to efficiently attract customer attention, convey product features and advantages, and elicit emotional responses is partly responsible for this. These elements increase the possibility that judgments about purchases will be made following the viewing of video advertisements. The study also discovered that some criteria, like the ad's structure, length, location, and content quality, affect how successful video ads are. These factors must be properly taken into account by advertisers when developing and implementing video

marketing strategies. Every one of these elements contributes to making sure that video advertisements are engaging and elicit the intended reaction from viewers. The study showed that video advertisements work well at various phases of the customer purchasing funnel. Product exposure, lead generation, and maintaining long-term client connections may all be achieved using video content. Advertisers may more effectively match their overall goals with their video marketing strategies by customizing the content to fit particular phases of the funnel. The study makes some suggestions for advertisers and marketers who want to get the most out of their video advertising initiatives. These suggestions include targeting the right audience with demographic and behavioral data, choosing the right ad format and length based on the platform and marketing objectives, using high-quality, visually appealing content that appeals to the target audience, and using analytics tools to track and improve campaign performance. This study offers insightful information on how video ads affect customer behavior, along with practical suggestions that might assist marketers in developing more successful video campaigns. Advertisers may improve their video marketing tactics to attain greater results in the fiercely competitive digital industry by using these discoveries.

REFERENCES:

[1] S. Ene and B. Özkaya, "The Role of Mobile Advertising on Consumers ' Purchase Decisions : A Research on Consumer Attitudes towards Mobile Advertising," *Int. J. Humanit. Soc. Sci.*, 2015.

[2] *et al.*, "THE DIGITAL MARKETING TO INFLUENCE CUSTOMER SATISFACTION MEDIATED BY PURCHASE DECISION," *J. Apl. Manaj.*, 2023, doi: 10.21776/ub.jam.2023.021.03.03.

[3] H. Hammami and A. Sahli, "the Impact of Mobile Advertising on Consumer'S Behavior," *Acad. Mark. Stud. J.*, 2023.

[4] N. MOHANAN and D. M. KULKARNI, "A study to evaluate the role of digital marketing on consumer buying behavior of over the counter (OTC) pharmaceutical products," *Int. J. Pharma Bio Sci.*, 2018, doi: 10.22376/ijpbs.2018.9.2.p8-16.

[5] A. M. Omar and N. Atteya, "The Impact of Digital Marketing on Consumer Buying Decision Process in the Egyptian Market," *Int. J. Bus. Manag.*, 2020, doi: 10.5539/ijbm.v15n7p120.

[6] N. Thiyagarajan and P. Sasikumar, "the Influence of Digital Marketing Strategies on Consumer Purchase Decisions With Reference To Amazon Platform," *Eur. Chem. Bull*, 2023.

[7] V. S. K.Ravindran, "Impact of Digital Marketing on Consumer Purchase Decision," *Int. J. Innov. Technol. Explor. Eng.*, vol. 9, no. 2S2, pp. 453–455, Dec. 2019, doi: 10.35940/ijitee.B1214.1292S219.

[8] M. Sheng and N. K. Basha, "A Conceptual Framework to Study Effective Short-Video Platform Advertising on Chinese Generation Y Consumer Online Purchase Intention," *WSEAS Trans. Environ. Dev.*, 2022, doi: 10.37394/232015.2022.18.101.

[9] B. Karan, "Impact Of Digital Marketing Channels On Buying Behaviour Products In Chandigarh," *Int. J. Sci. Eng. Res.*, 2020.

[10] T. M. Nisar and M. Yeung, "Attribution Modeling In Digital Advertising," *J. Advert. Res.*, 2018, doi: 10.2501/jar-2017-055.

[11] E. T. Sigar, J. D. D. Massie, and ..., "The influence of consumer behavior and digital marketing on purchase decision at Grabfood in Manado," *J. EMBA J. …*, 2021.

[12] D. Elida and E. Ermawati, "THE EFFECT OF CONSUMER PERCEPTION ON PRODUCT IMAGE ADVERTISED ON YOUTUBE," *J. Ekon. dan Bisnis Airlangga*, 2022, doi: 10.20473/jeba.v32i22022.222-238.

[13] K. Kanapathipillai and S. Kumaran, "THE MEDIATING EFFECT OF RELATIONSHIP MARKETING STRATEGY BETWEEN DIGITAL MARKETING STRATEGY AND CONSUMERS' PURCHASE DECISIONS IN THE AUTOMOTIVE INDUSTRY IN MALAYSIA," *Eur. J. Manag. Mark. Stud.*, 2022, doi: 10.46827/ejmms.v7i2.1205.

[14] A. Jain and D. Raja Sankaran, "A Study on Digital Marketing and its Impact on Consumer Purchase Decision," *Shanlax Int. J. Manag.*, 2022, doi: 10.34293/management.v9is1.4867.

[15] T. M. Nisar and M. Yeung, "Attribution modeling in digital advertising: An empirical investigation of the impact of digital sales channels," *J. Advert. Res.*, 2018, doi: 10.2501/JAR-2017-055.

[16] E. A. Salwanisa and I. Wikartika, "Digital marketing analysis on the consumer decision-making process of millennials and Gen Z generation groups on the TikTok application," *Equilib. J. Ilm. Ekon. dan Pembelajarannya*, 2023, doi: 10.25273/equilibrium.v11i2.17374.

[17] D. Rigas, H. A. Hussain, and N. Riaz, "Online branding and marketing: A user perspective," 2016. doi: 10.4018/IJSKD.2016040103.

[18] Ö. Gozegir and A. Gocer, "YouTube Marketing: Examining the impact of user-generated-content sponsorship.," *Int. J. Mark. Commun. New Media*, 2018.

[19] M. Zwilling, S. Levy, Y. Gvili, and P. Dostal, "Machine learning as an effective paradigm for persuasive message design," *Qual. Quant.*, 2020, doi: 10.1007/s11135-020-00972-0.

[20] T. Siva Kumar and S. Chandra Sekhar, "Impact of e-Marketing on Influencing Consumer Purchase decision," *IJSDR1911004 Int. J. Sci. Dev. Res.*, 2022.

CHAPTER 12

AN ANALYTICAL STUDY OF IMPROVING BRAND AWARENESS AND ITS IMPACT ON CONSUMER BEHAVIOR

[1]Aayushi Mehta, [2]Shivani Upadhye, [3]Shubham Doshi, [4]Dr. Tapish Panwar
[1,2,3]Student, [4]Faculty
[1.2,3,4]Department of ISME
[1.2,3,4]ATLAS SkillTech University, Mumbai
Email: [1]aayushi.mehta.mba2022@atlasskilltech.university ,
[2]shivani.upadhye.mba2022@atlasskilltech.university , [3]shubham.doshi.mba2022@atlasskilltech.university ,
[4]tapish.panwar@atlasuniversity.edu.in

ABSTRACT:

In an increasingly saturated and competitive market environment, brand awareness has emerged as a critical driver of consumer behavior and business success. This study analytically examines the strategies used by companies to enhance brand awareness and investigates the extent to which such efforts influence consumer decision-making, loyalty, and brand preference. Drawing on theoretical frameworks and real-world examples, the research explores how various branding tools, ranging from digital marketing and content creation to influencer partnerships and consistent brand messaging, shape consumer perceptions and engagement. The study also considers demographic and psychological factors that mediate the relationship between brand familiarity and consumer responses. Findings reveal that heightened brand awareness significantly improves brand recall, fosters emotional connections, reduces perceived purchase risk, and increases customer retention. Moreover, brands that align their messaging with consumer values and expectations tend to create more meaningful and lasting impressions. This study concludes that strategic, data-driven brand awareness initiatives are essential for building consumer trust, enhancing brand equity, and sustaining long-term customer loyalty in dynamic market conditions.

KEYWORDS:

Advertising, Brand Awareness, Consumer Behaviour, Customer Engagement, Marketing Strategy.

1. INTRODUCTION

In the contemporary marketplace, where competition among brands is fierce and consumer choices are abundant, the significance of brand awareness has never been more critical. Brand awareness, the extent to which consumers are familiar with and recognize a particular brand, serves as the foundation for brand equity and plays a pivotal role in shaping consumer perceptions, attitudes, and purchasing behavior [1]. In an age dominated by digital media, social networks, influencer marketing, and personalized advertising, businesses are compelled to adopt innovative and strategic approaches to embed their brand in the minds of consumers. This analytical study explores the multifaceted nature of brand awareness, examining the various techniques used to enhance it and evaluating how these efforts influence consumer behavior across diverse sectors.

From traditional advertising to experiential marketing, and digital campaigns to word-of-mouth advocacy, the pathways to brand recognition are manifold, each with varying degrees of

success and impact. Moreover, the psychological aspects of consumer behavior, such as trust, loyalty, emotional connection, and perceived value, are deeply intertwined with how effectively a brand communicates its identity, values, and promises [2]. The study delves into how consumers respond to well-established versus emerging brands, how brand awareness affects decision-making during product comparisons, and how it contributes to long-term brand loyalty. Additionally, it considers how demographic factors, such as age, income, culture, and technological literacy, influence the relationship between brand awareness and consumer behavior. In doing so, this investigation highlights the importance of consistency, clarity, and authenticity in branding efforts.

By drawing from real-world case studies, empirical research, and current market trends, the study aims to provide a thorough understanding of how enhancing brand awareness not only captures consumer attention but also steers their preferences, influences their buying journeys, and ultimately drives business growth [3]. In an increasingly saturated market, companies that succeed in building strong brand awareness are better positioned to differentiate themselves, build lasting customer relationships, and achieve a competitive edge. Therefore, the central aim of this research is to offer an analytical perspective on the strategies and outcomes associated with improving brand awareness and to assess its direct and indirect effects on consumer behavior, paving the way for more informed branding and marketing decisions.

As consumers are bombarded with endless choices, the ability of a brand to stand out in a cluttered market depends largely on its visibility and resonance. Brand awareness not only enables consumers to recall a brand during purchase decisions but also acts as a signal of credibility and quality. When faced with unfamiliar products or services, consumers are more inclined to choose brands they recognize, even if other alternatives offer similar or superior features [4]. This behavioral tendency underscores the influence of cognitive biases, such as the familiarity effect, in shaping consumer preferences. Consequently, companies that invest in building strong brand awareness are more likely to capture consumer trust early in the buying process, leading to higher conversion rates and long-term customer retention.

This study also emphasizes the dynamic interaction between brand awareness and evolving consumer expectations. Today's consumers are more informed, socially conscious, and digitally connected than ever before. Their engagement with brands extends beyond products and services to include values, social responsibility, and brand narratives [5]. As such, the strategies to improve brand awareness must go beyond surface-level advertising; they must engage consumers meaningfully and foster a sense of belonging or identification with the brand. This calls for a blend of consistency in messaging, emotional storytelling, brand authenticity, and responsiveness to consumer feedback. Companies that fail to adapt to these evolving expectations risk losing relevance and market share.

In addition, the role of digital transformation in amplifying brand awareness cannot be overstated. The proliferation of digital platforms ranging from social media and e-commerce to search engines and mobile applications has redefined how brands interact with consumers. Digital channels offer powerful tools for real-time engagement, targeted advertising, and data-driven insights into consumer behavior. Techniques such as search engine optimization (SEO), content marketing, influencer collaborations, and social media advertising have emerged as essential components of modern branding [6]. These tools allow brands to reach specific consumer segments, measure campaign effectiveness, and personalize messaging, thereby

creating more impactful brand experiences. Furthermore, the viral nature of digital content means that a single successful campaign can exponentially increase brand exposure and consumer engagement.

However, building brand awareness is not a one-time effort; it requires sustained investment and adaptive strategies. The competitive nature of modern industries means that consumer attention spans are limited and brand loyalty is easily disrupted. As such, businesses must continuously evaluate and refine their branding strategies to remain relevant and memorable. This study explores how companies monitor brand awareness through metrics such as brand recall, brand recognition, share of voice, and customer sentiment analysis. It also investigates the challenges of measuring the real impact of brand awareness on consumer behavior, particularly in multi-channel and multi-touchpoint environments. Understanding these complexities is essential for marketers and business leaders aiming to maximize the return on investment in branding initiatives.

This research will critically analyze various case studies and empirical data to identify patterns, successes, and failures in brand awareness strategies across different industries. Whether it is a legacy brand trying to reinvent itself for younger audiences, a startup seeking rapid market entry, or a company recovering from a reputational setback, the path to effective brand awareness requires strategic clarity, audience insight, and creative execution. The study seeks to establish not only what works in improving brand awareness but also why it works, for whom it works, and under what circumstances it leads to meaningful consumer action. By connecting theory with practice, the analysis aims to provide actionable insights for marketers, business strategists, and academic researchers alike.

2. LITERATURE REVIEW

J. Mawarti *et al.* [7] aim to examine the way that advertising, brand awareness, and e-service quality affect the specialized store's brand image and how customers behave while making repeat purchases. The Greater Jakarta area's consumer population served as the study's sample. A questionnaire is used in this study to assess how the mediating variable (brand image) and independent factors (e-service quality, brand awareness, and advertising) relate to the dependent factor (repurchase intention). Partial Least Squares (PLS) methods were used to examine the research findings. According to the study's findings, it was determined that while advertising had no discernible impact on brand image, e-service quality or brand awareness did.

S. Mirbabaei *et al.* [8] discussed that social networks are viewed as a useful tool in today's organizations for communicating with customers, influencing their behavior, increasing awareness, and enhancing customer happiness and service quality. Using brand recognition and perceived value are mediating factors, the current study examines how social marketing strategies impacted consumer happiness and evaluates how well social media marketing efforts expanded the usage of XX insurance online services. To verify the hypotheses and uncover its management principles, this study employed an experimental design that included structural equation modeling (SEM) and a survey approach (questionnaire distribution).

X Lu *et al.* [9] evaluated that the fast fashion sector has come under fire for its unsustainable growth. More and more businesses are realizing the importance of green marketing in enhancing brand performance as a result of the growth of the green economy and customers'

growing knowledge of sustainable consumption. Unquestionably, a lot of fast fashion firms tend to exploit information asymmetry and use phony green marketing efforts to hide the unsustainable aspects of their operations to attract more potential customers. Few green marketing studies have looked at how consumers perceive greenwashing, although it is crucial to examine how demand-side reactions to greenwashing vary among industries.

W. Abbasi et al. [10] examined that as consumers adjust to new forms of content and begin to reorganize their preferences on the material they like to consume, marketing strategies change accordingly. Because it connects with customers on a deeper level and is more psychologically appropriate for a variety of audiences, material based on the Extended Realities Virtual Reality, Augmented Reality, and Mixed Reality is growing in popularity. Therefore, for many businesses worldwide seeking to boost client engagement, using such material in marketing campaigns and initiatives might be the secret to success. Customers choose augmented and virtual reality material because it is more fantastical, fictitious, and illusory.

K. Mishra et al. [11] investigated how helping workers meet the needs and interests of the community, community involvement has a good effect on internal brand awareness. It has also been shown to enhance brand equity and support the legitimacy of organizational social responsibility initiatives. 90% of respondents said that the community participation initiative was a significant distinction among Secure and its rivals, demonstrating the great emphasis that Semsites places on it. Deep social awareness and expertise have been developed via volunteering, which has also promoted strong corporate citizenship behavior, ingrained sustainability, and HR best practices within the company, and created a strong sense of community. By fostering strong community ties, meeting community needs and interests, and enhancing stakeholders' perceptions of Secure's CSR initiatives, community involvement at Secure opens doors to socially conscious customers.

The above-mentioned studies do not explain that the relationship between brand awareness and consumer behavior is deeply intertwined, and this study finds that increasing brand awareness has a significant and measurable impact on consumer decision-making processes, brand loyalty, and ultimately, purchasing behavior. Brand awareness operates as the initial stage in the consumer’s journey toward brand engagement and influences how consumers perceive value, trust, and emotional connection. Consumers tend to gravitate toward brands they recognize, even when alternative options may offer better features or price points. This inclination is rooted in psychological principles such as cognitive fluency, where familiar stimuli are processed more easily and favorably than unfamiliar ones.

3. DISCUSSION

The discussion begins with how different strategies are implemented to improve brand awareness and then explores how these influence various dimensions of consumer behavior, including perception, preference, loyalty, and advocacy. One of the most effective strategies for building brand awareness is consistent and targeted advertising across various channels. Whether through traditional media such as television, radio, and print or digital platforms like social media, search engines, and influencer networks, advertising plays a key role in shaping brand recall and recognition. For example, digital marketing campaigns often use programmatic advertising and consumer data analytics to tailor messages to specific demographics and behavioral profiles [12]. This personalization increases the likelihood that the brand message will resonate with the consumer. Studies have shown that consumers who are repeatedly exposed to a brand's visual identity, tagline, and message develop stronger

associations with that brand, leading to increased brand equity. Furthermore, companies that maintain consistent messaging across platforms build trust and reduce cognitive dissonance, both of which are critical in influencing purchase decisions.

Another dimension in improving brand awareness is content marketing. By creating valuable, informative, and engaging content, brands can position themselves as thought leaders and establish a connection with consumers beyond the product itself. Blogs, videos, webinars, podcasts, and whitepapers serve not only to educate consumers but also to subtly embed the brand identity into their minds [13]. This content-driven approach fosters a sense of authenticity and authority, which modern consumers, particularly millennials and Gen Z, highly value. Many consumers today prefer to engage with brands that provide useful content over those that merely advertise. When consumers feel that a brand is contributing value beyond a transaction, they are more likely to develop a positive emotional connection, which in turn influences their loyalty and advocacy.

Social media platforms have emerged as critical tools in the quest for brand visibility. They provide brands with direct access to consumers and enable two-way communication that is often missing in traditional marketing. Interactive campaigns, user-generated content, live videos, and influencer endorsements have all proven effective in boosting brand awareness and driving consumer engagement. Influencer marketing, in particular, allows brands to tap into the trust that influencers have already built with their followers [14]. When an influencer endorses a product, it lends credibility and familiarity to the brand, often prompting consumers to try it themselves. Moreover, viral content and social sharing exponentially increase brand visibility at little to no additional cost. The ability to track engagement metrics such as likes, shares, comments, and impressions also provides valuable data on how effectively a brand is capturing consumer attention.

In addition to external communication strategies, the internal consistency of a brand its visual identity, mission, voice, and customer service experience plays a substantial role in shaping consumer perception. A brand that offers a seamless and coherent experience across all touchpoints reinforces its identity in the consumer's mind, making it easier for them to recall and trust it. For instance, companies like Apple and Nike have become masters of maintaining brand consistency, which has contributed significantly to their high levels of consumer trust and brand loyalty [15]. Consumers interpret consistency as professionalism and reliability, both of which are vital for conversion and retention. In contrast, inconsistencies in branding often lead to confusion and skepticism, diminishing brand credibility and reducing the likelihood of repeat purchases.

Brand awareness also plays a crucial role in consumer behavior when it comes to brand preference and price sensitivity. Highly recognized brands can often charge premium prices because consumers perceive them as offering superior quality or value. This is especially evident in the luxury goods and technology sectors. When consumers are familiar with a brand, they are less likely to be influenced by price differences and more likely to make purchase decisions based on brand prestige or emotional connection. In such cases, brand awareness not only drives sales but also enhances profitability [16]. Additionally, brand awareness can reduce the perceived risk associated with a purchase. When consumers are unsure about a product category, they often default to brands they know, even if those brands come at a higher cost.

Importantly, the impact of brand awareness extends beyond the individual consumer to broader social influence. Consumers who are highly aware of a brand and have had positive experiences are more likely to recommend it to others. This form of word-of-mouth marketing is one of the most powerful tools in influencing new customers. Peer recommendations often carry more

weight than traditional advertisements, particularly in closely-knit communities or niche markets [17]. As such, improving brand awareness not only brings in new customers but also creates brand advocates who can expand the brand's reach organically. Despite the clear benefits, building and maintaining brand awareness is not without challenges. Market saturation, information overload, and shifting consumer preferences can all dilute brand visibility [18]. Moreover, negative publicity or inconsistent experiences can quickly undo years of brand-building efforts. For example, a single viral incident of poor customer service or unethical practices can damage brand reputation and reduce consumer trust. Therefore, companies must adopt a holistic approach to brand awareness—one that incorporates public relations, crisis management, customer relationship management, and continuous innovation. Additionally, in global markets, cultural differences can affect how brand messages are interpreted, necessitating localization strategies to ensure relevance and resonance.

The study also reveals that brand awareness initiatives must be tailored to specific audience segments. What appeals to Gen Z may not resonate with Baby Boomers; similarly, rural consumers may respond differently to branding efforts than urban ones. Gender, income level, lifestyle, and digital savviness all affect how consumers respond to brand messages [19]. Brands that fail to consider these nuances risk wasting resources on ineffective campaigns. Therefore, data-driven segmentation and targeted communication are essential for maximizing the effectiveness of brand awareness strategies [20]. Finally, the long-term impact of improved brand awareness on consumer behavior lies in brand loyalty and customer lifetime value. When consumers consistently engage with a brand, derive value from it, and trust its promise, they are more likely to stay loyal over time. This loyalty translates to repeat purchases, higher spending, and increased resistance to competitive offerings. Loyal customers are also more forgiving of occasional missteps, making them valuable assets in volatile markets. Thus, improving brand awareness is not just about increasing visibility; it is about creating meaningful, lasting relationships with consumers.

This analytical study demonstrates that improving brand awareness has a profound and multi-dimensional impact on consumer behavior. From increasing initial brand recognition to influencing emotional responses, reducing perceived risk, driving preference, and encouraging advocacy, brand awareness forms the cornerstone of successful marketing strategies. Businesses that invest strategically in building and sustaining brand awareness are better positioned to influence consumer choices, foster loyalty, and achieve long-term growth. In an era where consumers are overwhelmed with choices and empowered by information, the brands that stand out and stay memorable are the ones that understand the psychology of their audience and consistently deliver on their brand promise. Therefore, future branding strategies must combine creativity, data analytics, and consumer insights to not only improve awareness but also transform it into enduring consumer relationships.

Brand awareness plays a pivotal role in shaping consumer behavior, serving as the foundation for brand recognition, trust, and loyalty. This analytical study examines the strategies used to improve brand awareness and evaluates their impact on consumer purchasing decisions. Companies increasingly utilize a blend of traditional advertising, digital marketing, influencer partnerships, and experiential campaigns to embed their brand into the consumer's consciousness. As awareness grows, consumers are more likely to associate positive attributes with the brand, leading to increased consideration during the decision-making process. Moreover, higher brand recall often results in a preference for the brand over lesser-known competitors, even in the presence of similar product features or pricing. The study also finds that consistent and engaging brand communication helps in building emotional connections with consumers, which in turn influences long-term brand loyalty and advocacy. Ultimately,

the research highlights that effective brand awareness initiatives are not only critical in attracting new customers but also instrumental in sustaining market relevance and driving repeated consumer behavior.

4. CONCLUSION

The findings of this analytical study underscore the vital role of brand awareness in shaping consumer behavior in both emerging and mature markets. Brand awareness not only influences whether consumers recognize a brand but also determines how they evaluate its credibility, perceive its value, and form emotional attachments. As demonstrated throughout the study, improved brand awareness leads to increased consumer trust, stronger brand recall, and higher likelihood of purchase decisions, even in price-sensitive or highly competitive markets. It also contributes to customer loyalty, advocacy, and a stronger market position. Strategic efforts to build and sustain brand awareness through consistent messaging, engaging content, digital outreach, and authentic consumer interactions are no longer optional; they are imperative. Furthermore, understanding the demographic, cultural, and psychological variables that affect how brand messages are received allows companies to tailor their awareness campaigns more effectively. The integration of analytics, consumer feedback, and market trends can significantly enhance the effectiveness of these strategies.

REFERENCES:

[1] L. Bergkvist and C. R. Taylor, "Reviving and Improving Brand Awareness As a Construct in Advertising Research," *J. Advert.*, 2022, doi: 10.1080/00913367.2022.2039886.

[2] T. Suryani, A. A. Fauzi, and M. Nurhadi, "What Should Companies Do to Improve Brand Awareness Through Instagram? The Lens of Signalling Theory," *Asian J. Bus. Account.*, 2022, doi: 10.22452/ajba.vol15no2.9.

[3] C. AH, P. H, and S. NJ, "The Role of Influencer Marketing for Tourism Destinations in Improving Brand Awareness through Instagram," *J. Econ. Financ. Manag. Stud.*, 2024, doi: 10.47191/jefms/v7-i2-34.

[4] R. N. Sucihati, E. Karmeli, S. Suprianto, B. D. Pamungkas, and U. Usman, "The Audiences' Preferences on Advertisement Stimulus in Improving Brand Awareness: Shopee Baby Shark Version," in *Proceedings of the 2nd Annual Conference on Education and Social Science (ACCESS 2020)*, 2021. doi: 10.2991/assehr.k.210525.123.

[5] H. C. Nthenya, B. Mulili, and T. Ngui, "Improving Purchasing Decision Making Process through Brand Awareness: The Case of Saloon Car Buyers in Nairobi, Kenya," *J. Mark. …*, 2019.

[6] M. Nurhadi, T. Suryani, and A. A. Fauzi, "The Power of Website and Social Media for Strengthening Brand Image, E-WoM, and Purchase Decision," *J. Econ. Business, Account. Ventur.*, 2023, doi: 10.14414/jebav.v25i3.3093.

[7] Hendra Bagja Suherman, J. Mawarti, Yusuf Iskandar, and Pantri Heriyati, "Impact of E-Service Quality, Brand Awareness, Advertising and Brand Image for Repurchase Intention on the Specialty Store," *Open Access Indones. J. Soc. Sci.*, 2021, doi: 10.37275/oaijss.v4i2.93.

[8] S. M. Mirbabaei, B. Ahmadinejad, M. Hajmalek, M. Shojaeifard, E. Laalkazemian, and A. Karampour, "Investigating the Impact of Social Media Marketing Activities on Customer Satisfaction with the Mediating Role of Brand Equity and Perceived Value," *Asian J. Bus. Account.*, 2023, doi: 10.22452/ajba.vol16no2.9.

[9] X. Lu, T. Sheng, X. Zhou, C. Shen, and B. Fang, "How Does Young Consumers' Greenwashing Perception Impact Their Green Purchase Intention in the Fast Fashion Industry? An Analysis from the Perspective of Perceived Risk Theory," *Sustain.*, 2022, doi: 10.3390/su142013473.

[10] W. A. Abbasi and T. Ali, "Role of Augmented and Virtual Reality Marketing in Organizational Development," *J. Mark. Manag.*, 2020.

[11] K. Mishra and S. Singhal, "Social and Sustainability Marketing: Secure Meters: The Dharohar Case," in *Social and Sustainability Marketing: A Casebook for Reaching Your Socially Responsible Consumers through Marketing Science*, 2021. doi: 10.4324/9781003188186-24.

[12] R. R. R. Citrasumidi and L. H. Pasaribu, "Analysis of the Influence of Social Media Marketing and E-WOM on Purchase Decisions Mediated by Brand Awareness and Trust at 'X' Ice Cream Outlets," *Int. J. Soc. Serv. Res.*, 2023, doi: 10.46799/ijssr.v3i12.614.

[13] M. A. Karyawan, M. Nurhadi, A. C. Puspitaningrum, and M. S. Prasetya, "Structural Model Kekuatan Kualitas Website dalam Membangun Citra Perguruan Tinggi," *J. Teknol. Dan Sist. Inf. Bisnis*, 2023, doi: 10.47233/jteksis.v5i3.857.

[14] S. M. Rohman and D. A. M. Hidayat, "The Influence of Tiktok Content Marketing for Improving Brand Image and Brand Awareness on Purchase Decisions for Skintific Indonesia," *Int. J. Econ. Bus. Manag. Res.*, 2024, doi: 10.51505/ijebmr.2024.8216.

[15] P. Alizadehfanaeloo, "Social Media Analytics in Consumer Behavior," in *Social Media Analyticsin Predicting Consumer Behavior*, 2023. doi: 10.1201/9781003200154-5.

[16] M. A. Khan, A. A. Alakkas, M. Khojah, Vivek, and H. Alhumoudi, "Corporate Social Responsibility and Corporate Brand Awareness: An Interface in the Kingdom of Saudi Arabia," *Int. J. Prof. Bus. Rev.*, 2023, doi: 10.26668/businessreview/2023.v8i11.3824.

[17] N. Amberg and C. Fogarassy, "Green consumer behavior in the cosmetics market," *Resources*, 2019, doi: 10.3390/resources8030137.

[18] C. F. Hofacker, E. C. Malthouse, and F. Sultan, "Big Data and consumer behavior: imminent opportunities," *J. Consum. Mark.*, 2016, doi: 10.1108/JCM-04-2015-1399.

[19] M. C. Mason, S. Oduro, R. M. Umar, and G. Zamparo, "Effect of consumption values on consumer behavior: a Meta-analysis," *Mark. Intell. Plan.*, 2023, doi: 10.1108/MIP-03-2023-0100.

[20] A. Francis and G. K. Sarangi, "Sustainable consumer behaviour of Indian millennials: Some evidence," *Curr. Res. Environ. Sustain.*, 2022, doi: 10.1016/j.crsust.2021.100109.